



GOVERNMENT AUTONOMOUS COLLEGE ROURKELA



PARENT FEEDBACK ANALYSIS REPORT 2021-22

CONTENT

SL. NO.	TOPIC	PAGE NO.
1	Introduction	1
2	Feedback objectives	1
3	Overview of Form Questionnaires	1
4	Analysis and outcomes	2
5	Recommendations and suggestions	2
6	Botany analysis report	03
7	Chemistry analysis report	09
8	Commerce analysis report	15
9	Computer science analysis report	21
10	Economics analysis report	27
11	Education analysis report	33
12	ETC analysis report	39
13	English analysis report	45
14	Hindi analysis report	51
15	History analysis report	57
16	Mathematics analysis report	63
17	MTC analysis report	69
18	Odia analysis report	75
19	Philosophy analysis report	81
20	Physics analysis report	87
21	Political science analysis report	93
22	Psychology analysis report	99
23	Sociology analysis report	105
24	Statistics analysis report	111
25	Zoology analysis report	117



REPORT OF PARENT'S FEEDBACK ANALYSIS FOR THE ACADEMIC YEAR 2021-22

Government Autonomous College, Rourkela was established with the mission to provide guidance, enhancing potential, encouraging students to follow their dreams and helping them become successful citizens of the nation and the world. Parents entrust the future of their children into our hands and it is imperative to know their views, opinions and suggestions. Feedback from parents allows the institute to evaluate its service provision and thus cater to providing excellent service towards the students. The feedback analysis process has put an increasing emphasis on the need for involvement of parents in the quality assurance of excellent education. Parent's involvement requires that they play an active role in participating for the holistic development of their children. Parents Feedback Form (link) is on the college website for the parents of undergraduate students to evaluate the institution. This initiative of collecting feedback is done by the IQAC of the college.

Parent's feedback has the following main objectives:

1. To provide parents the opportunity to comment on the quality of their ward's learning experience.
2. To assess the success of academic provision in relation to the expectations of both the parents and the students.
3. To provide feedback to the faculties in order to improve delivery and/or content of the curriculum.

The parent's feedback form focuses on the following issues:

- Q.1) Your opinion about the academic standard of the Institute.
- Q.2) Assessment about the teaching/learning process in the Institute.
- Q.3) College have a satisfactory system of monitoring student's progress
- Q.4) The impact of teacher in motivating your ward.
- Q.5) Your rating about the Teacher-Student relationship.
- Q.6) Your overall rating about our teacher.
- Q.7) Your rating about the Institute Discipline?
- Q.8) Good Learning resources and Infrastructure (i.e. Library Resources, Laboratory, Internet Access, Hostel facilities, Canteen facilities etc.) provided by the college.
- Q.9) Friendliness and Courteousness of the Institute Teaching and Non-teaching staff.

Q.10) You experience a sense of parental pride when you say your child is from this college?

Q.11) You will recommend this college to others.

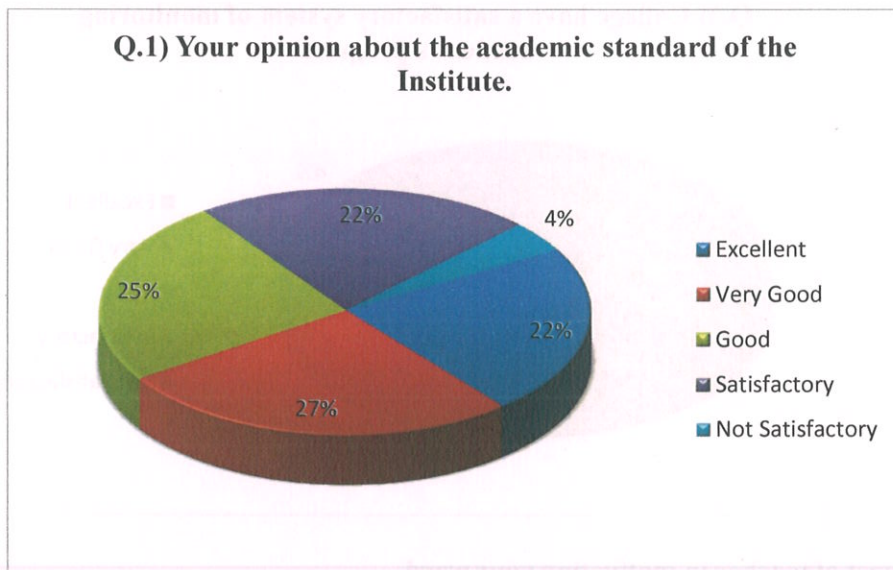
Q.12) Your overall rating about the Institute Management.

The parents feedback suggested that the administrative staff to have been rated as co-operative. The parents strongly feel that the infrastructure, ambience and facilities are also the plus point of the institution and many of them found the college to be a good place for their children to have a learning experience. A good percentage of the parents found the overall academic skills and knowledge of the college's faculty as good and the quality of teaching satisfactory, but thought that the use of ICT can be increased further. The parents are agreeable to the fact that the mentors of the college were good. Many of the parents feel that there should be increase in the number of seat strength in the hostels. A good percentage of the parents felt sports opportunities needed improvement but they are satisfied with extra-curricular activities and the facilities provided therewith. Finally, majority of the parents agree that the college has a good learning environment with the staff being friendly and approachable to students whenever they have required the need for it.

NAME OF THE DEPARTMENT: BOTANY

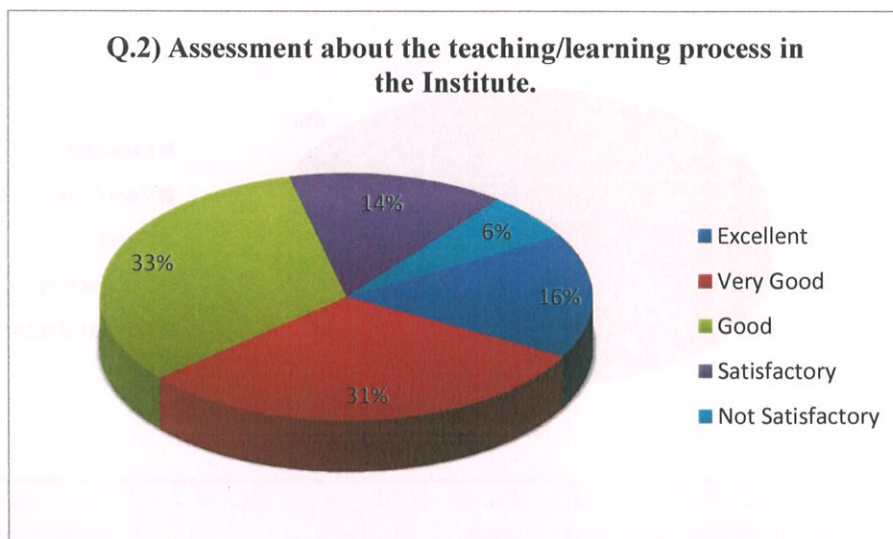
Q.1) Your opinion about the academic standard of the Institute.

	Grade	No. of Parents	Percentage
Q.1)	Excellent	11	22.45%
	Very Good	13	26.53%
	Good	12	24.49%
	Satisfactory	11	22.45%
	Not Satisfactory	2	4.08%



Q.2) Assessment about the teaching/learning process in the Institute.

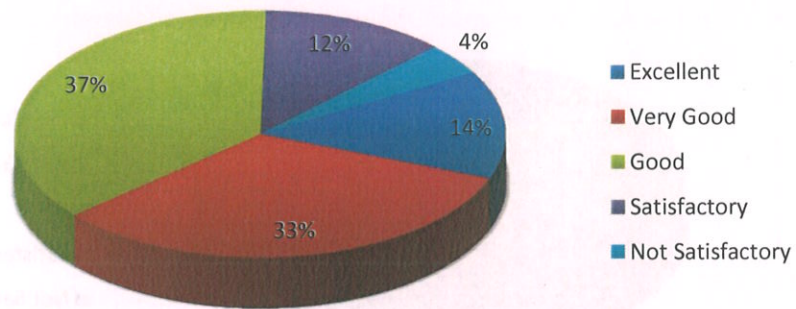
	Grade	No. of Parents	Percentage
Q.2)	Excellent	8	16.33%
	Very Good	15	30.61%
	Good	16	32.65%
	Satisfactory	7	14.29%
	Not Satisfactory	3	6.12%



Q.3) College have a satisfactory system of monitoring student's progress.

	Grade	No. of Parents	Percentage
Q.3)	Excellent	7	14.29%
	Very Good	16	32.65%
	Good	18	36.73%
	Satisfactory	6	12.24%
	Not Satisfactory	2	4.08%

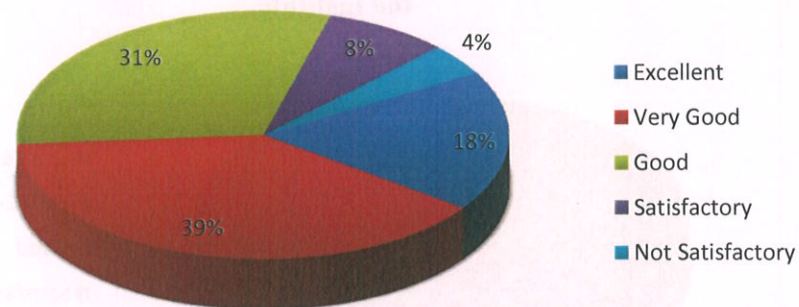
Q.3) College have a satisfactory system of monitoring student's progress



Q.4) The impact of teacher in motivating your ward.

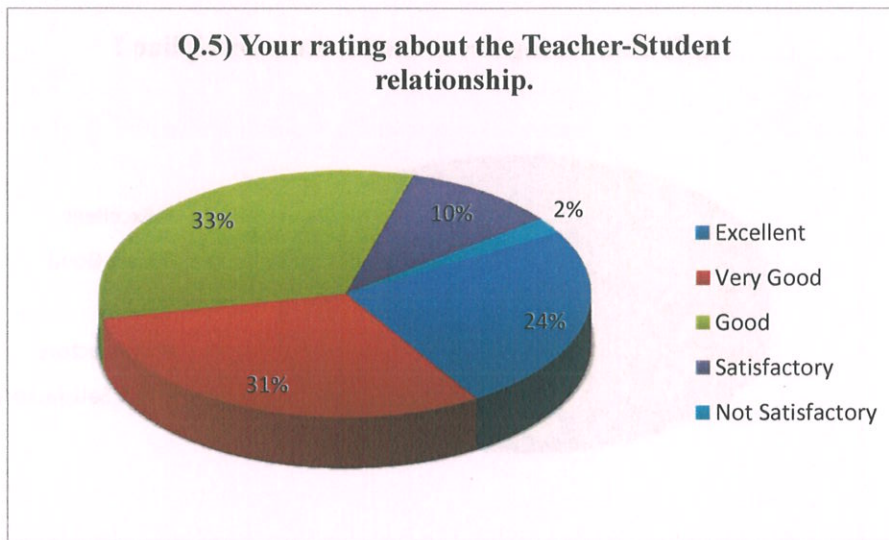
	Grade	No. of Parents	Percentage
Q.4)	Excellent	9	18.37%
	Very Good	19	38.78%
	Good	15	30.61%
	Satisfactory	4	8.16%
	Not Satisfactory	2	4.08%

Q.4) The impact of teacher in motivating your ward.



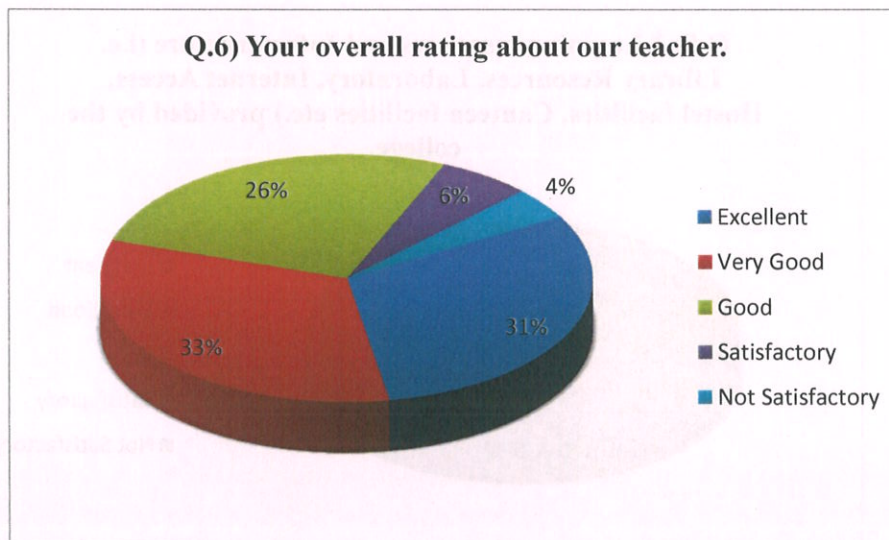
Q.5) Your rating about the Teacher-Student relationship.

	Grade	No. of Parents	Percentage
Q.5)	Excellent	12	24.49%
	Very Good	15	30.61%
	Good	16	32.65%
	Satisfactory	5	10.20%
	Not Satisfactory	1	2.04%



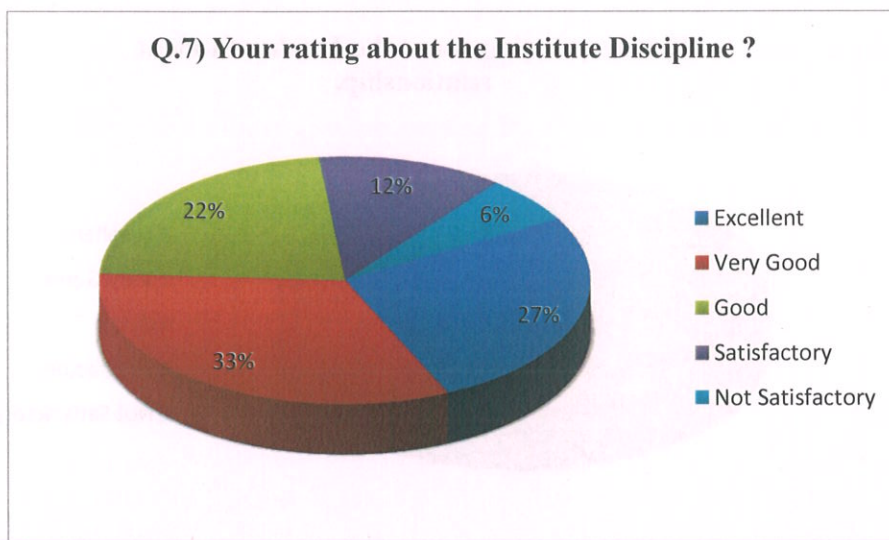
Q.6) Your overall rating about our teacher.

	Grade	No. of Parents	Percentage
Q.6)	Excellent	15	30.61%
	Very Good	16	32.65%
	Good	13	26.53%
	Satisfactory	3	6.12%
	Not Satisfactory	2	4.08%



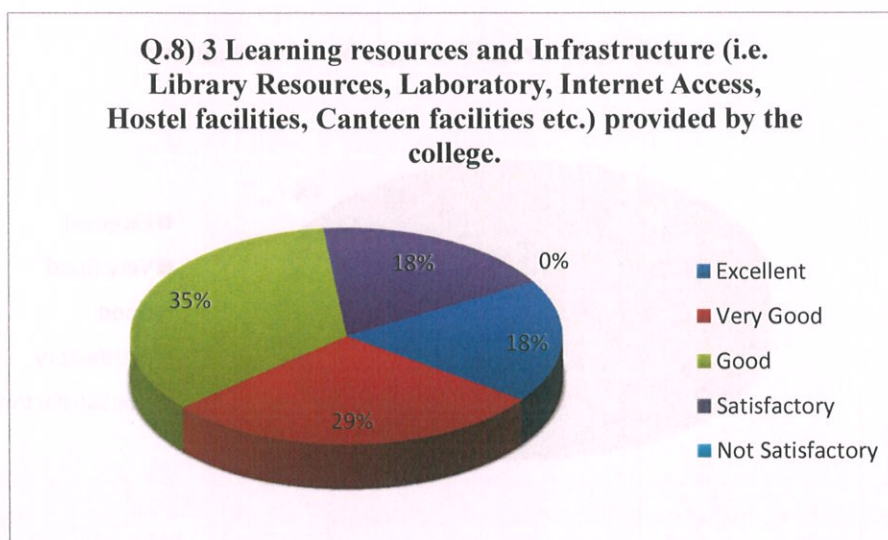
Q.7) Your rating about the Institute Discipline?

	Grade	No. of Parents	Percentage
Q.7)	Excellent	13	26.53%
	Very Good	16	32.65%
	Good	11	22.45%
	Satisfactory	6	12.24%
	Not Satisfactory	3	6.12%



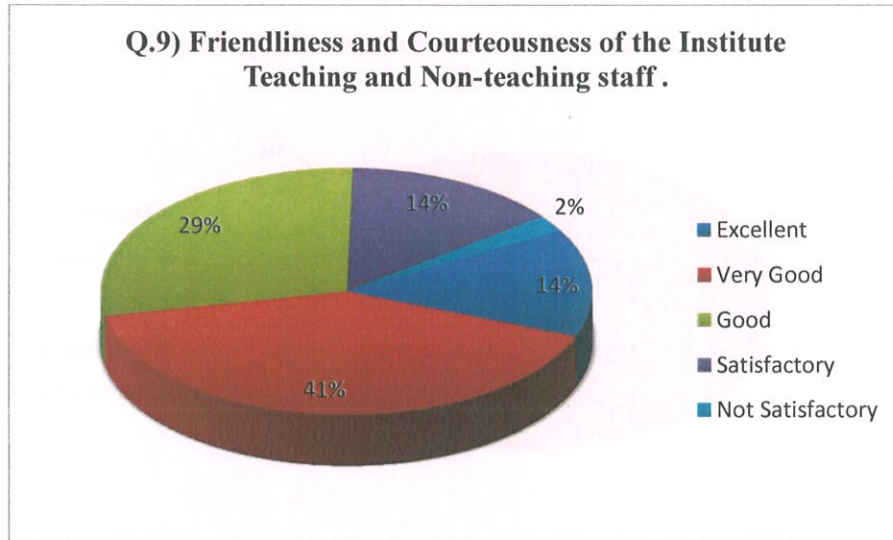
Q.8) 3 Learning resources and Infrastructure (i.e. Library Resources, Laboratory, Internet Access, Hostel facilities, Canteen facilities etc.) provided by the college.

	Grade	No. of Parents	Percentage
Q.8)	Excellent	9	18.37%
	Very Good	14	28.57%
	Good	17	34.69%
	Satisfactory	9	18.37%
	Not Satisfactory	0	0.00%



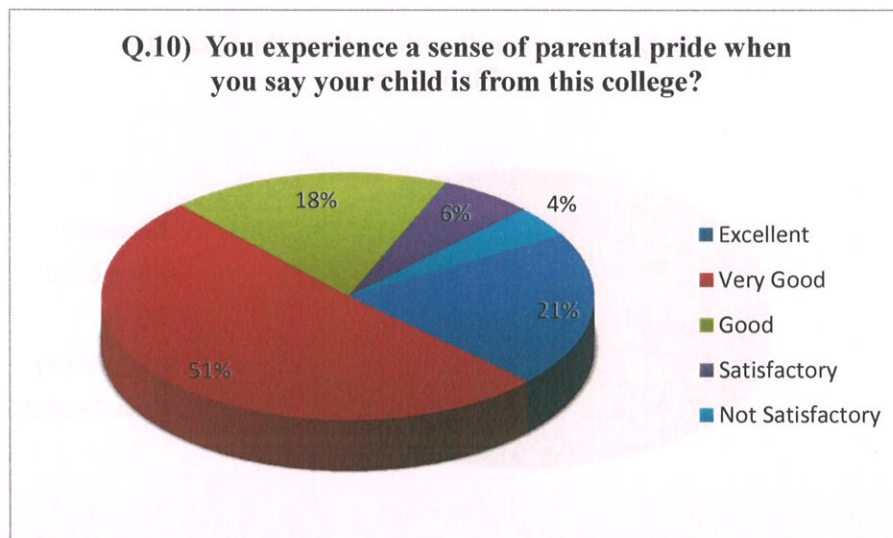
Q.9) Friendliness and Courteousness of the Institute Teaching and Non-teaching staff.

	Grade	No. of Parents	Percentage
Q.9)	Excellent	7	14.29%
	Very Good	20	40.82%
	Good	14	28.57%
	Satisfactory	7	14.29%
	Not Satisfactory	1	2.04%



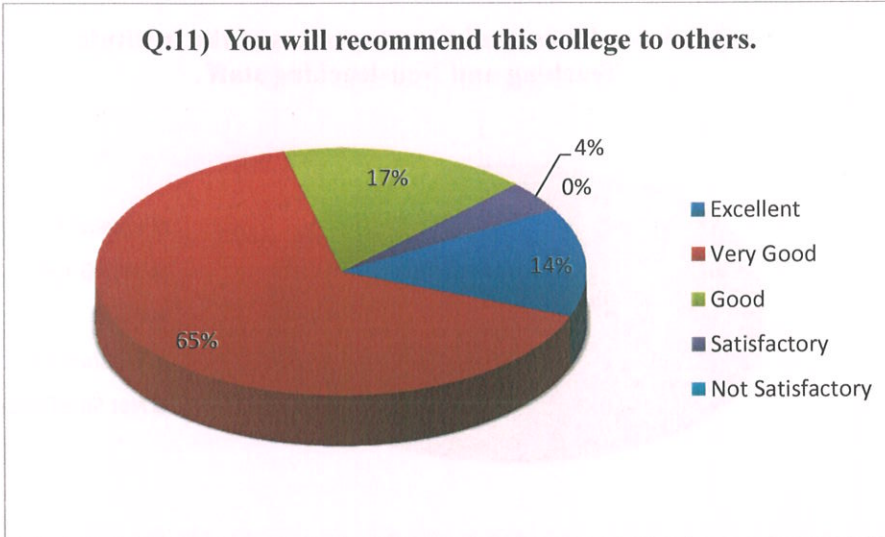
Q.10) You experience a sense of parental pride when you say your child is from this college?

	Grade	No. of Parents	Percentage
Q.10)	Excellent	10	20.41%
	Very Good	25	51.02%
	Good	9	18.37%
	Satisfactory	3	6.12%
	Not Satisfactory	2	4.08%



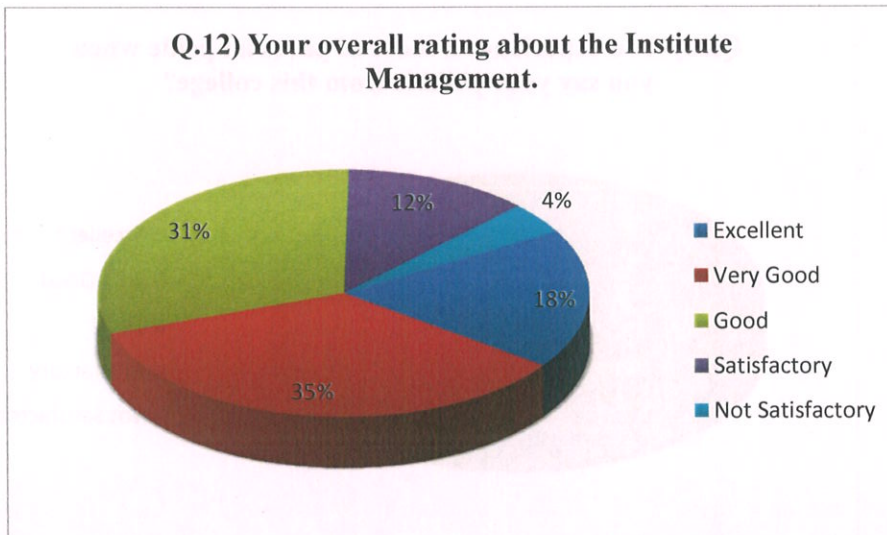
Q.11) You will recommend this college to others.

	Grade	No. of Parents	Percentage
Q.11)	Excellent	7	14.29%
	Very Good	32	65.31%
	Good	8	16.33%
	Satisfactory	2	4.08%
	Not Satisfactory	0	0.00%



Q.12) Your overall rating about the Institute Management.

	Grade	No. of Parents	Percentage
Q.12)	Excellent	9	18.37%
	Very Good	17	34.69%
	Good	15	30.61%
	Satisfactory	6	12.24%
	Not Satisfactory	2	4.08%

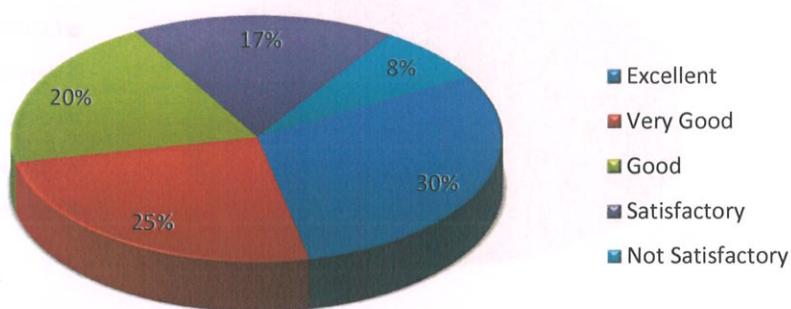


NAME OF THE DEPARTMENT: CHEMISTRY

Q.1) Your opinion about the academic standard of the Institute.

	Grade	No. of Parents	Percentage
Q.1)	Excellent	12	30.00%
	Very Good	10	25.00%
	Good	8	20.00%
	Satisfactory	7	17.50%
	Not Satisfactory	3	7.50%

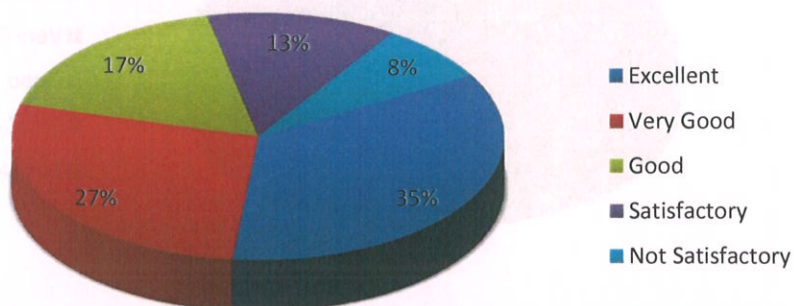
Q.1) Your opinion about the academic standard of the Institute.



Q.2) Assessment about the teaching/learning process in the Institute.

	Grade	No. of Parents	Percentage
Q.2)	Excellent	14	35.00%
	Very Good	11	27.50%
	Good	7	17.50%
	Satisfactory	5	12.50%
	Not Satisfactory	3	7.50%

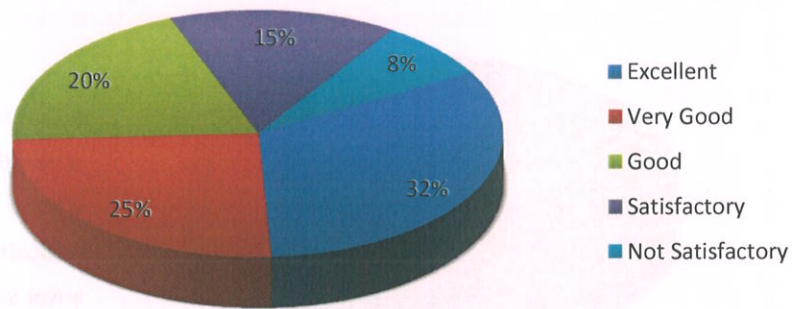
Q.2) Assessment about the teaching/learning process in the Institute.



Q.3) College have a satisfactory system of monitoring student's progress.

	Grade	No. of Parents	Percentage
Q.3)	Excellent	13	32.50%
	Very Good	10	25.00%
	Good	8	20.00%
	Satisfactory	6	15.00%
	Not Satisfactory	3	7.50%

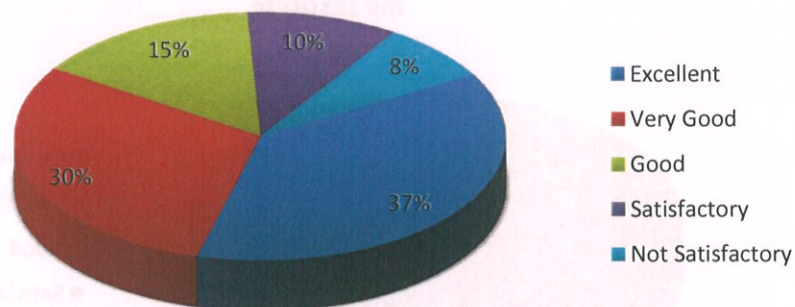
Q.3) College have a satisfactory system of monitoring student's progress



Q.4) The impact of teacher in motivating your ward.

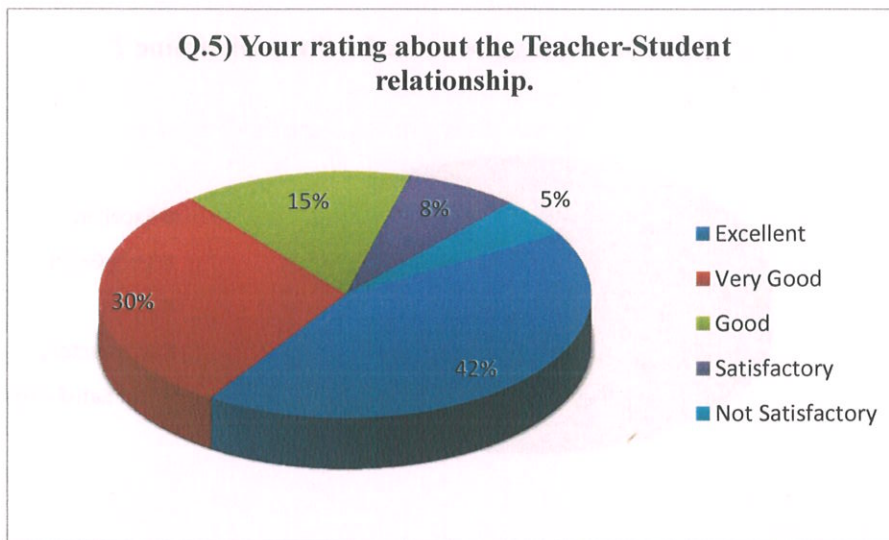
	Grade	No. of Parents	Percentage
Q.4)	Excellent	15	37.50%
	Very Good	12	30.00%
	Good	6	15.00%
	Satisfactory	4	10.00%
	Not Satisfactory	3	7.50%

Q.4) The impact of teacher in motivating your ward.



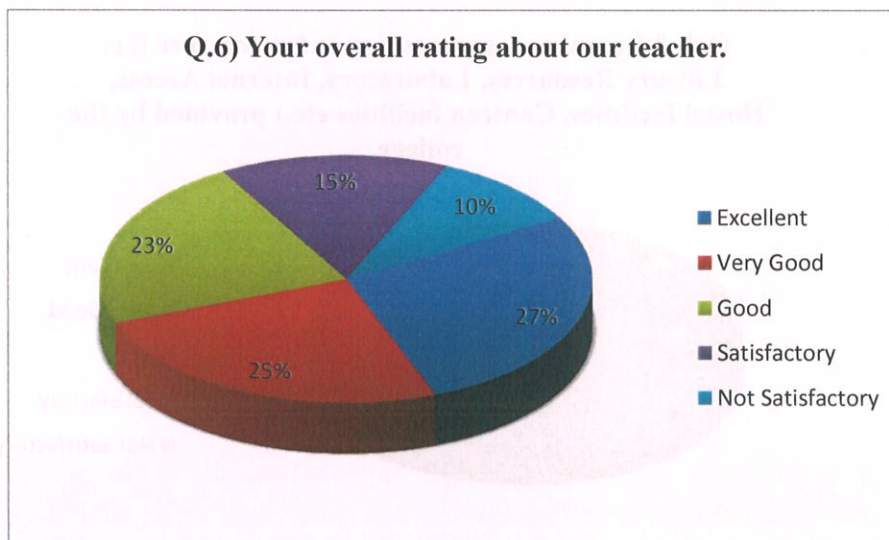
Q.5) Your rating about the Teacher-Student relationship.

	Grade	No. of Parents	Percentage
Q.5)	Excellent	17	42.50%
	Very Good	12	30.00%
	Good	6	15.00%
	Satisfactory	3	7.50%
	Not Satisfactory	2	5.00%



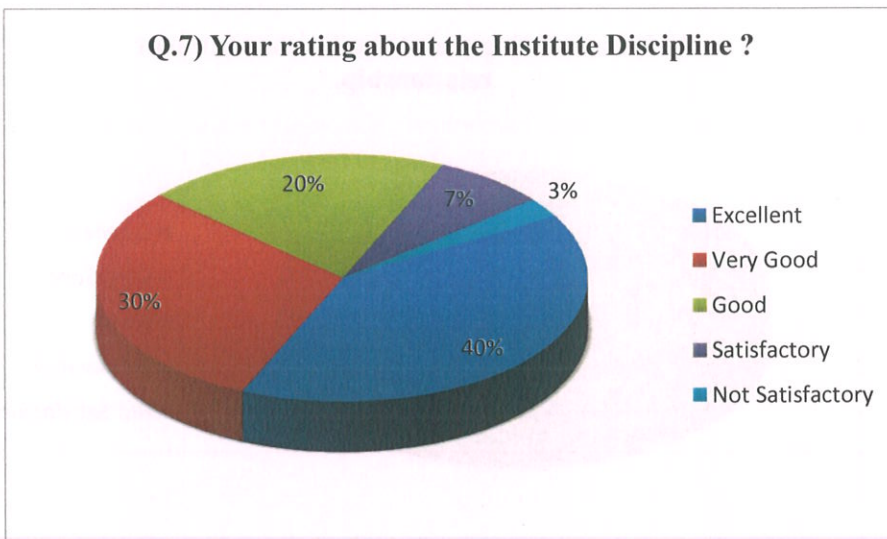
Q.6) Your overall rating about our teacher.

	Grade	No. of Parents	Percentage
Q.6)	Excellent	11	27.50%
	Very Good	10	25.00%
	Good	9	22.50%
	Satisfactory	6	15.00%
	Not Satisfactory	4	10.00%



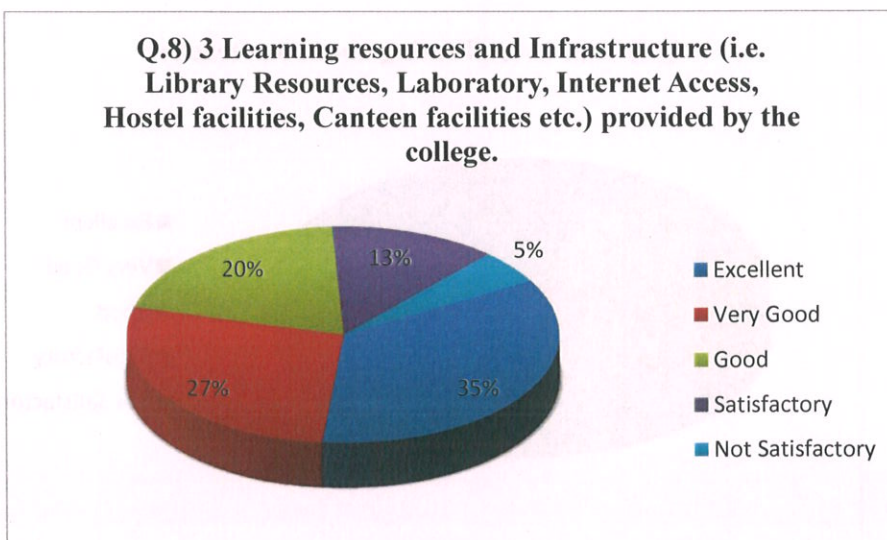
Q.7) Your rating about the Institute Discipline?

	Grade	No. of Parents	Percentage
Q.7)	Excellent	16	40.00%
	Very Good	12	30.00%
	Good	8	20.00%
	Satisfactory	3	7.50%
	Not Satisfactory	1	2.50%



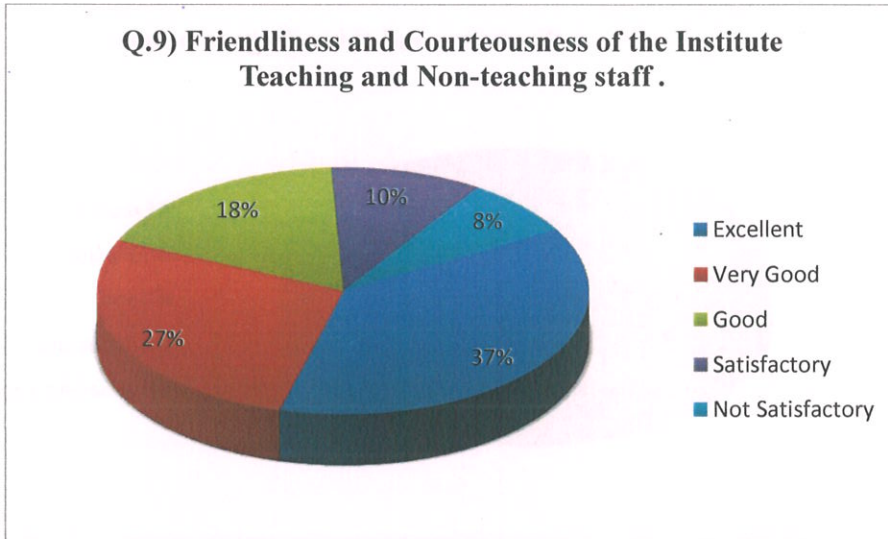
Q.8) 3 Learning resources and Infrastructure (i.e. Library Resources, Laboratory, Internet Access, Hostel facilities, Canteen facilities etc.) provided by the college.

	Grade	No. of Parents	Percentage
Q.8)	Excellent	14	35.00%
	Very Good	11	27.50%
	Good	8	20.00%
	Satisfactory	5	12.50%
	Not Satisfactory	2	5.00%



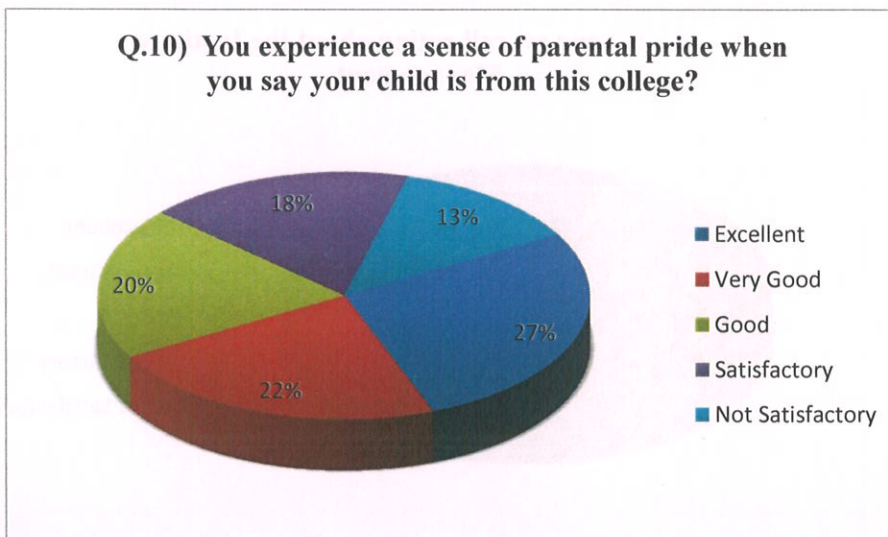
Q.9) Friendliness and Courteousness of the Institute Teaching and Non-teaching staff.

	Grade	No. of Parents	Percentage
Q.9)	Excellent	15	37.50%
	Very Good	11	27.50%
	Good	7	17.50%
	Satisfactory	4	10.00%
	Not Satisfactory	3	7.50%



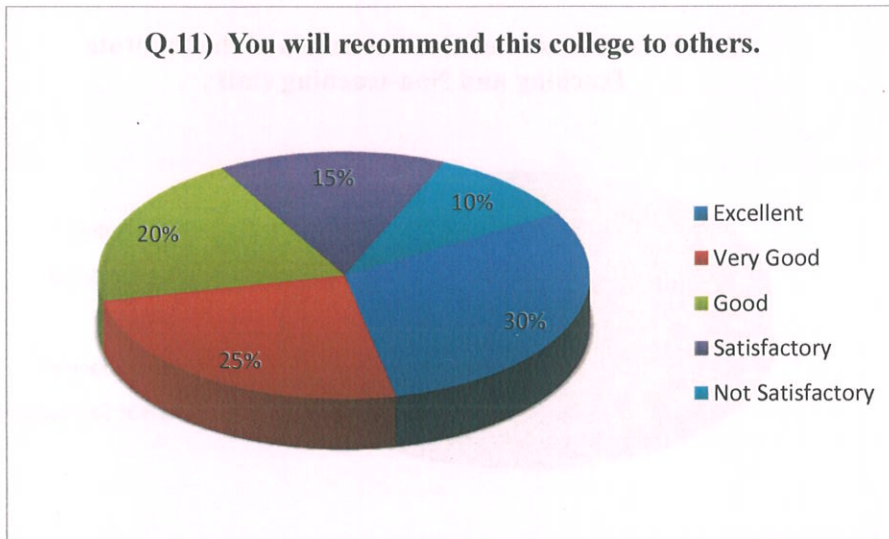
Q.10) You experience a sense of parental pride when you say your child is from this college?

	Grade	No. of Parents	Percentage
Q.10)	Excellent	11	27.50%
	Very Good	9	22.50%
	Good	8	20.00%
	Satisfactory	7	17.50%
	Not Satisfactory	5	12.50%



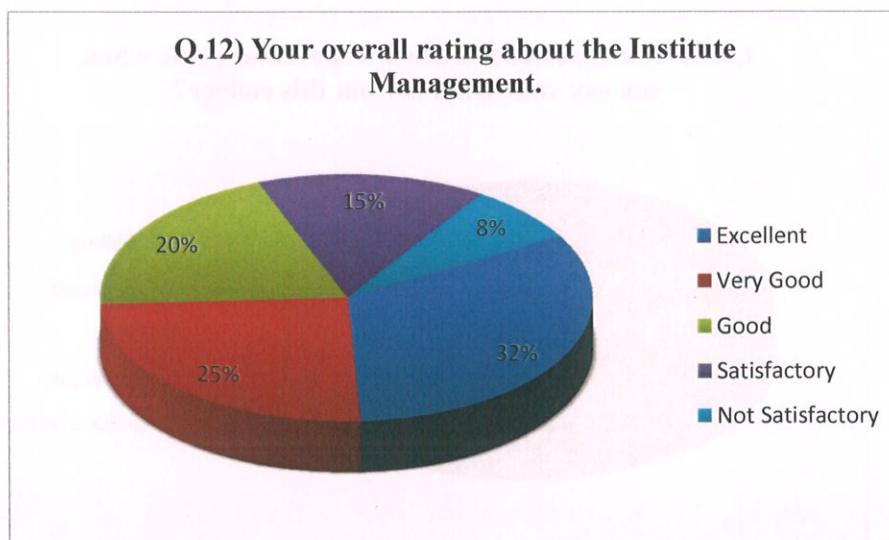
Q.11) You will recommend this college to others.

	Grade	No. of Parents	Percentage
Q.11)	Excellent	12	30.00%
	Very Good	10	25.00%
	Good	8	20.00%
	Satisfactory	6	15.00%
	Not Satisfactory	4	10.00%



Q.12) Your overall rating about the Institute Management.

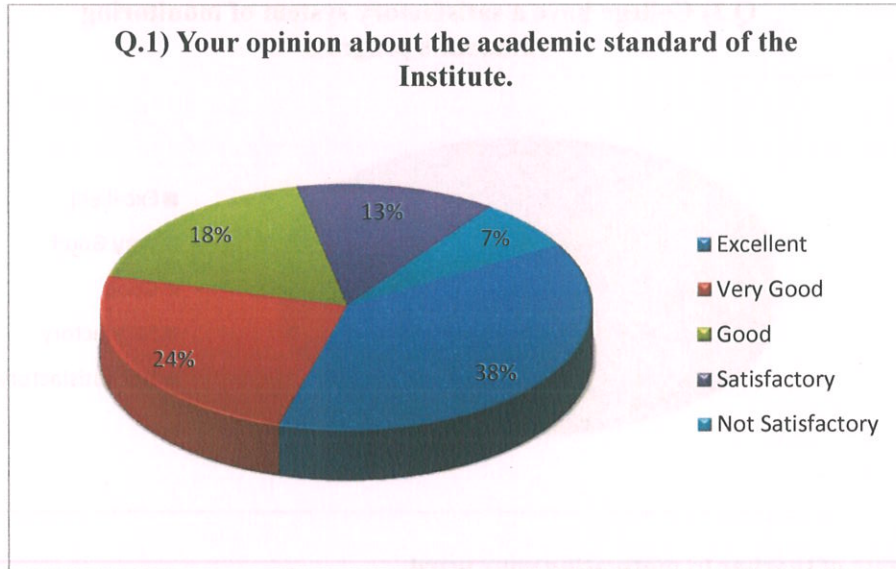
	Grade	No. of Parents	Percentage
Q.12)	Excellent	13	32.50%
	Very Good	10	25.00%
	Good	8	20.00%
	Satisfactory	6	15.00%
	Not Satisfactory	3	7.50%



NAME OF THE DEPARTMENT: COMMERCE

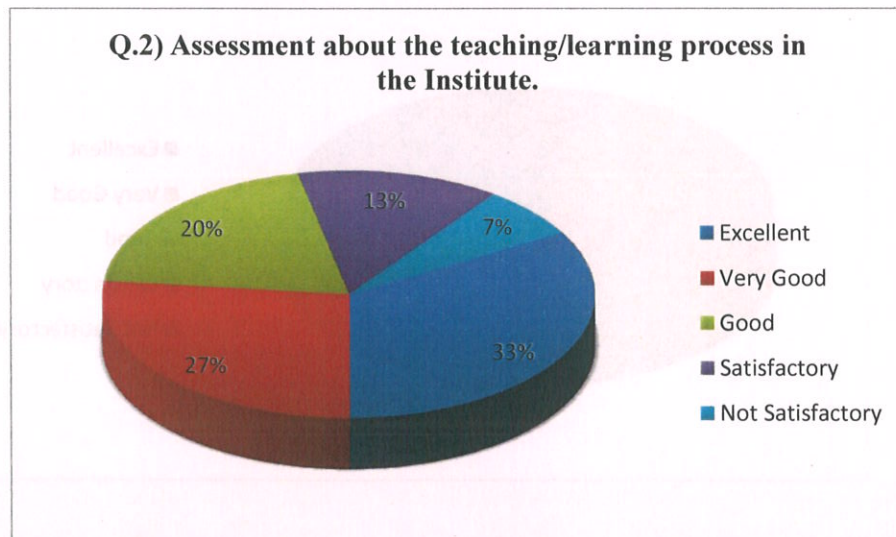
Q.1) Your opinion about the academic standard of the Institute.

	Grade	No. of Parents	Percentage
Q.1)	Excellent	17	37.78%
	Very Good	11	24.44%
	Good	8	17.78%
	Satisfactory	6	13.33%
	Not Satisfactory	3	6.67%



Q.2) Assessment about the teaching/learning process in the Institute.

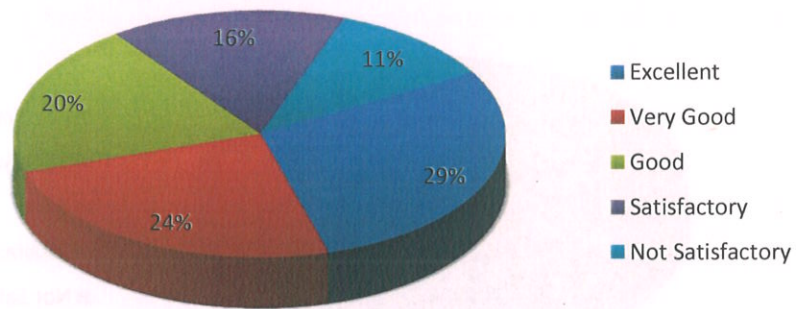
	Grade	No. of Parents	Percentage
Q.2)	Excellent	15	33.33%
	Very Good	12	26.67%
	Good	9	20.00%
	Satisfactory	6	13.33%
	Not Satisfactory	3	6.67%



Q.3) College have a satisfactory system of monitoring student's progress.

	Grade	No. of Parents	Percentage
Q.3)	Excellent	13	28.89%
	Very Good	11	24.44%
	Good	9	20.00%
	Satisfactory	7	15.56%
	Not Satisfactory	5	11.11%

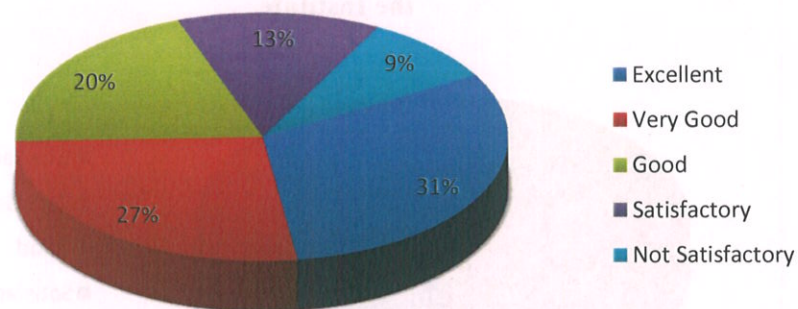
Q.3) College have a satisfactory system of monitoring student's progress



Q.4) The impact of teacher in motivating your ward.

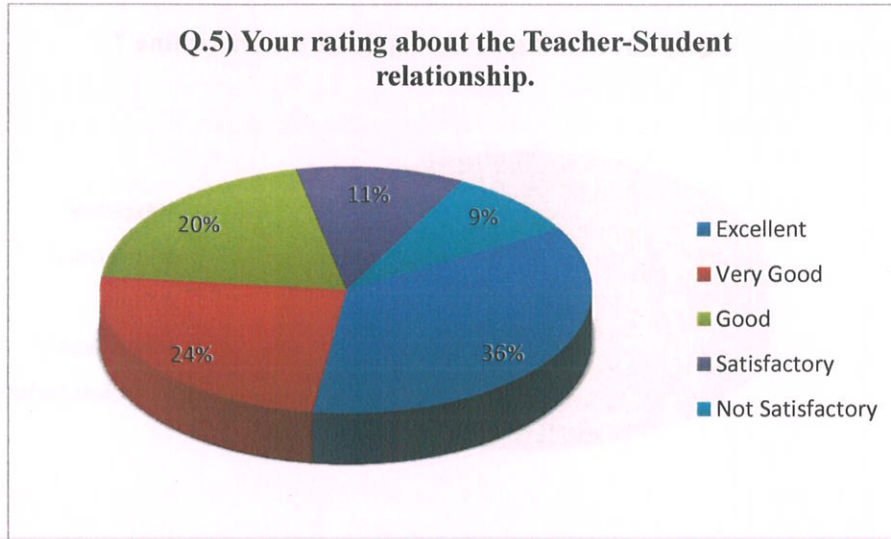
	Grade	No. of Parents	Percentage
Q.4)	Excellent	14	31.11%
	Very Good	12	26.67%
	Good	9	20.00%
	Satisfactory	6	13.33%
	Not Satisfactory	4	8.89%

Q.4) The impact of teacher in motivating your ward.



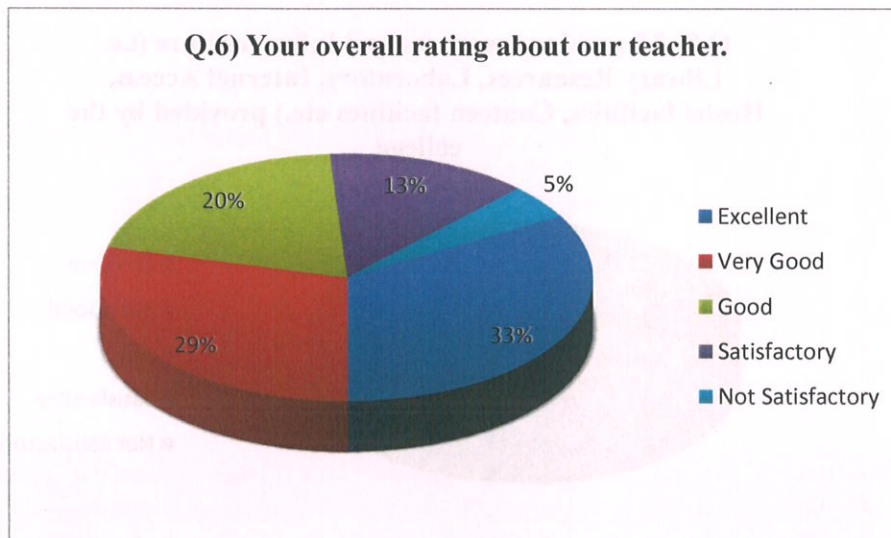
Q.5) Your rating about the Teacher-Student relationship.

	Grade	No. of Parents	Percentage
Q.5)	Excellent	16	35.56%
	Very Good	11	24.44%
	Good	9	20.00%
	Satisfactory	5	11.11%
	Not Satisfactory	4	8.89%



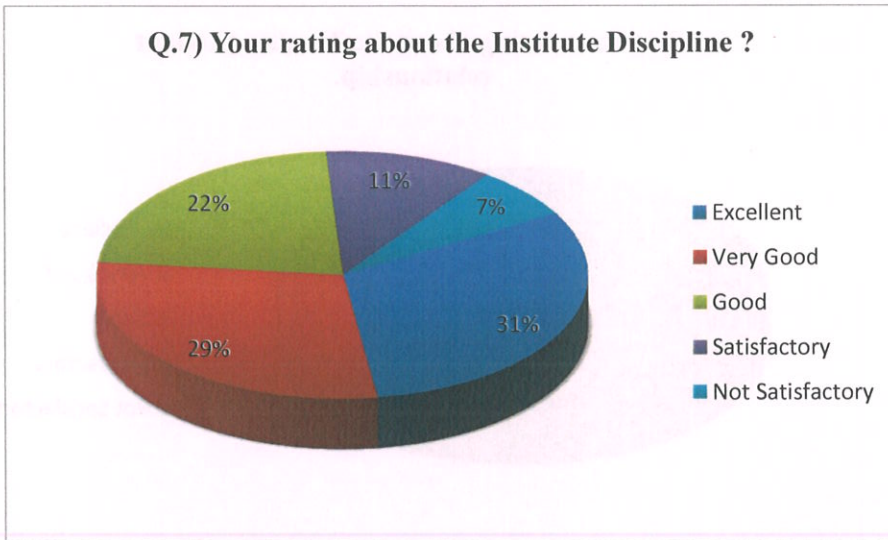
Q.6) Your overall rating about our teacher.

	Grade	No. of Parents	Percentage
Q.6)	Excellent	15	33.33%
	Very Good	13	28.89%
	Good	9	20.00%
	Satisfactory	6	13.33%
	Not Satisfactory	2	4.44%



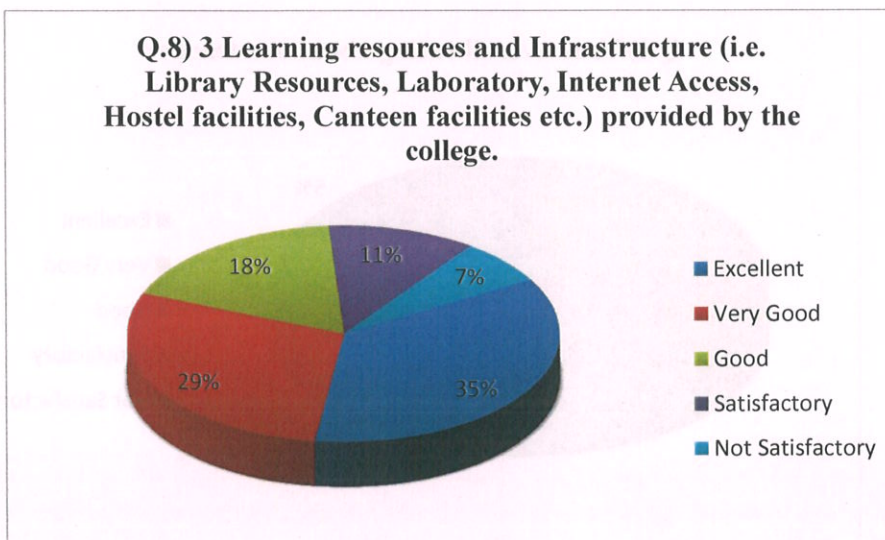
Q.7) Your rating about the Institute Discipline?

	Grade	No. of Parents	Percentage
Q.7)	Excellent	14	31.11%
	Very Good	13	28.89%
	Good	10	22.22%
	Satisfactory	5	11.11%
	Not Satisfactory	3	6.67%



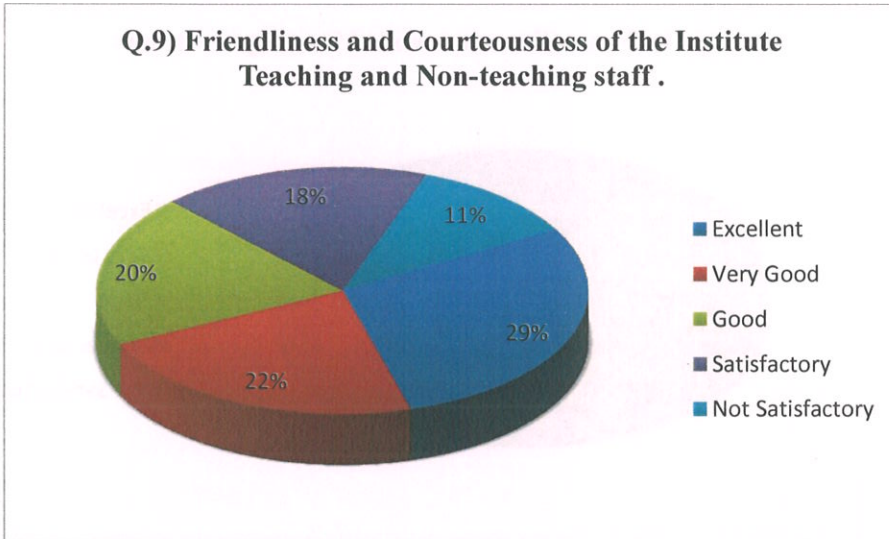
Q.8) 3 Learning resources and Infrastructure (i.e. Library Resources, Laboratory, Internet Access, Hostel facilities, Canteen facilities etc.) provided by the college.

	Grade	No. of Parents	Percentage
Q.8)	Excellent	16	35.56%
	Very Good	13	28.89%
	Good	8	17.78%
	Satisfactory	5	11.11%
	Not Satisfactory	3	6.67%



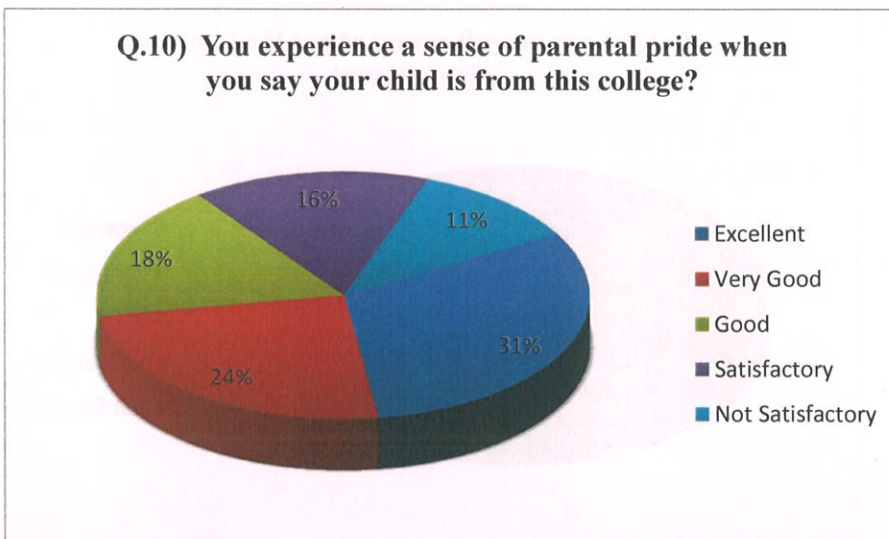
Q.9) Friendliness and Courteousness of the Institute Teaching and Non-teaching staff.

	Grade	No. of Parents	Percentage
Q.9)	Excellent	13	28.89%
	Very Good	10	22.22%
	Good	9	20.00%
	Satisfactory	8	17.78%
	Not Satisfactory	5	11.11%



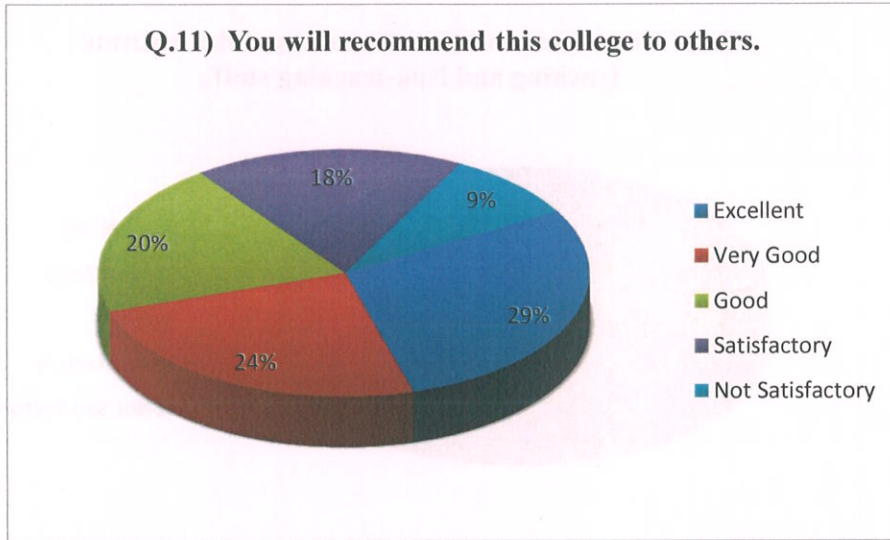
Q.10) You experience a sense of parental pride when you say your child is from this college?

	Grade	No. of Parents	Percentage
Q.10)	Excellent	14	31.11%
	Very Good	11	24.44%
	Good	8	17.78%
	Satisfactory	7	15.56%
	Not Satisfactory	5	11.11%



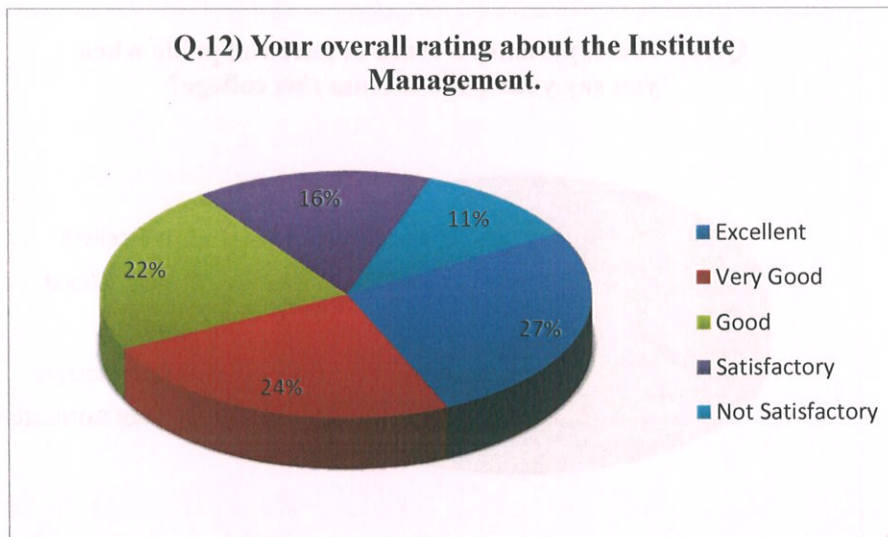
Q.11) You will recommend this college to others.

	Grade	No. of Parents	Percentage
Q.11)	Excellent	13	28.89%
	Very Good	11	24.44%
	Good	9	20.00%
	Satisfactory	8	17.78%
	Not Satisfactory	4	8.89%



Q.12) Your overall rating about the Institute Management.

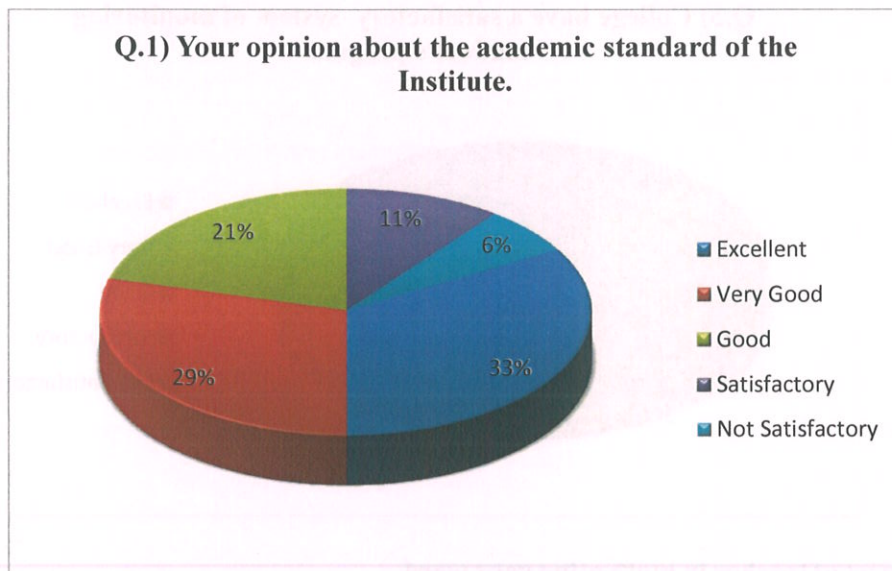
	Grade	No. of Parents	Percentage
Q.12)	Excellent	12	26.67%
	Very Good	11	24.44%
	Good	10	22.22%
	Satisfactory	7	15.56%
	Not Satisfactory	5	11.11%



NAME OF THE DEPARTMENT: COMPUTER SCIENCE

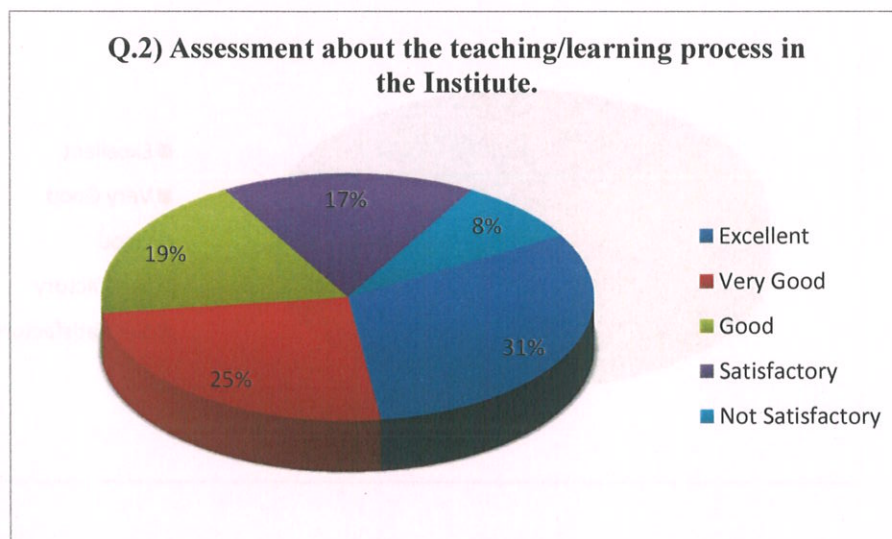
Q.1) Your opinion about the academic standard of the Institute.

	Grade	No. of Parents	Percentage
Q.1)	Excellent	16	33.33%
	Very Good	14	29.17%
	Good	10	20.83%
	Satisfactory	5	10.42%
	Not Satisfactory	3	6.25%



Q.2) Assessment about the teaching/learning process in the Institute.

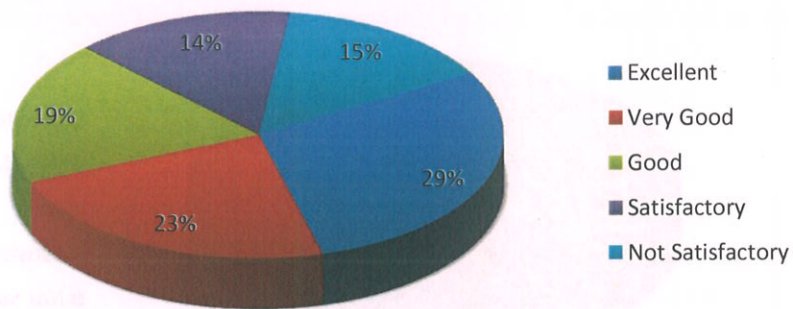
	Grade	No. of Parents	Percentage
Q.2)	Excellent	15	31.25%
	Very Good	12	25.00%
	Good	9	18.75%
	Satisfactory	8	16.67%
	Not Satisfactory	4	8.33%



Q.3) College have a satisfactory system of monitoring student's progress.

	Grade	No. of Parents	Percentage
Q.3)	Excellent	14	29.17%
	Very Good	11	22.92%
	Good	9	18.75%
	Satisfactory	7	14.58%
	Not Satisfactory	7	14.58%

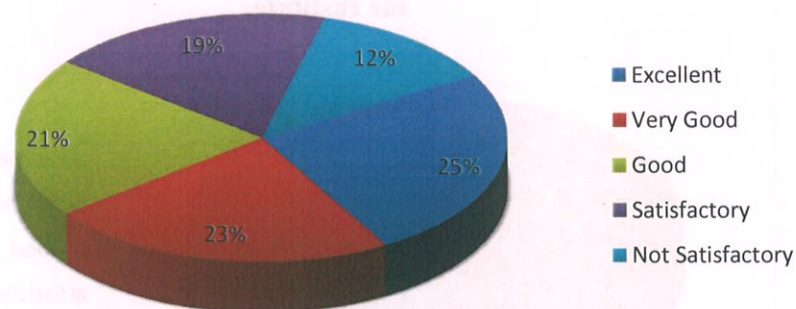
Q.3) College have a satisfactory system of monitoring student's progress



Q.4) The impact of teacher in motivating your ward.

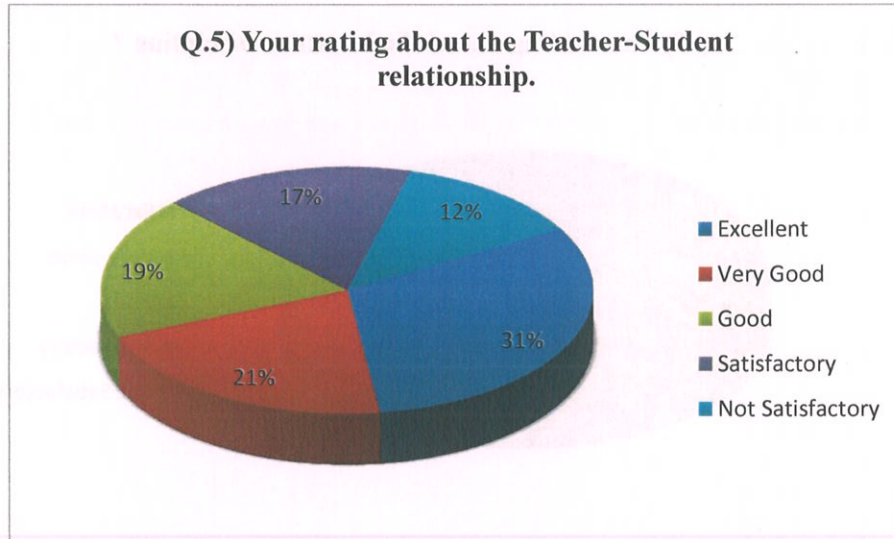
	Grade	No. of Parents	Percentage
Q.4)	Excellent	12	25.00%
	Very Good	11	22.92%
	Good	10	20.83%
	Satisfactory	9	18.75%
	Not Satisfactory	6	12.50%

Q.4) The impact of teacher in motivating your ward.



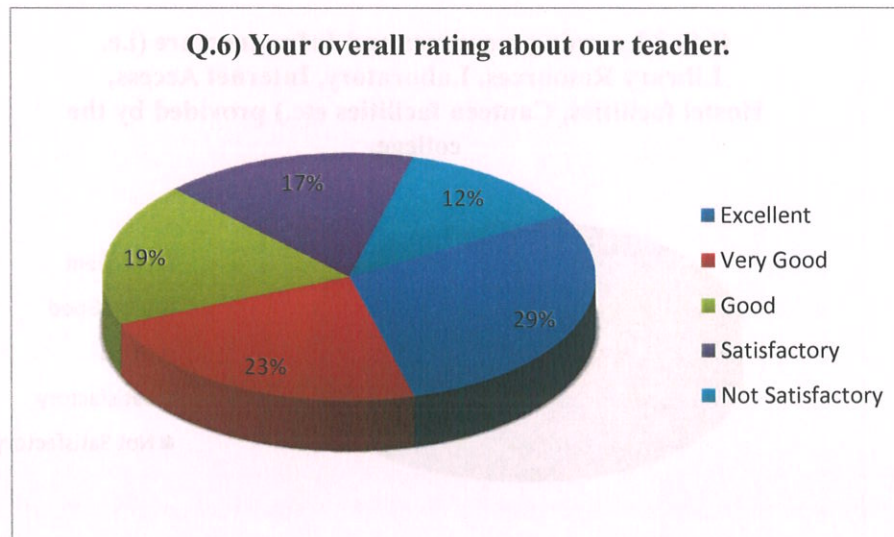
Q.5) Your rating about the Teacher-Student relationship.

	Grade	No. of Parents	Percentage
Q.5)	Excellent	15	31.25%
	Very Good	10	20.83%
	Good	9	18.75%
	Satisfactory	8	16.67%
	Not Satisfactory	6	12.50%



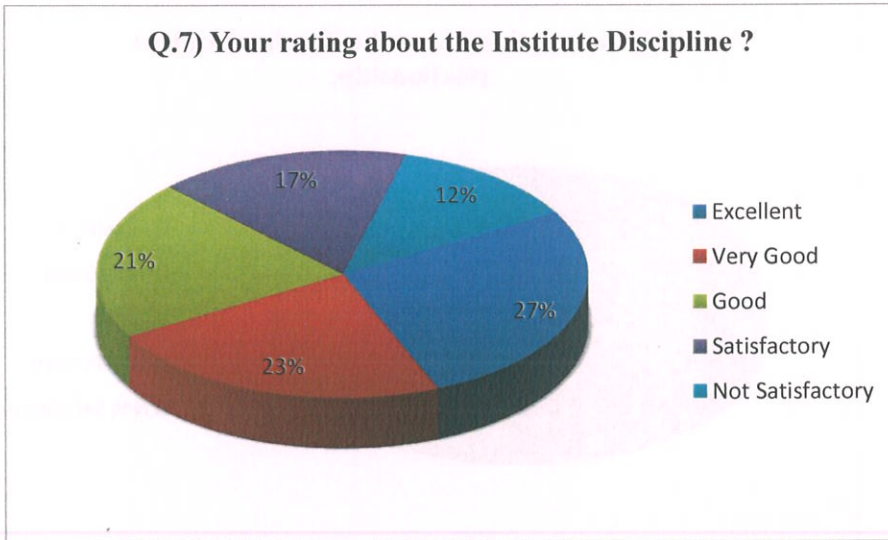
Q.6) Your overall rating about our teacher.

	Grade	No. of Parents	Percentage
Q.6)	Excellent	14	29.17%
	Very Good	11	22.92%
	Good	9	18.75%
	Satisfactory	8	16.67%
	Not Satisfactory	6	12.50%



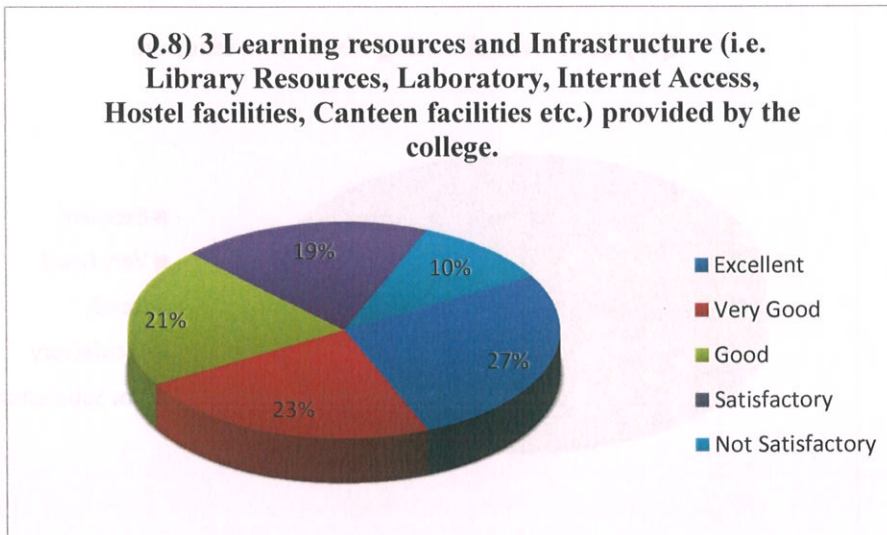
Q.7) Your rating about the Institute Discipline?

	Grade	No. of Parents	Percentage
Q.7)	Excellent	13	27.08%
	Very Good	11	22.92%
	Good	10	20.83%
	Satisfactory	8	16.67%
	Not Satisfactory	6	12.50%



Q.8) 3 Learning resources and Infrastructure (i.e. Library Resources, Laboratory, Internet Access, Hostel facilities, Canteen facilities etc.) provided by the college.

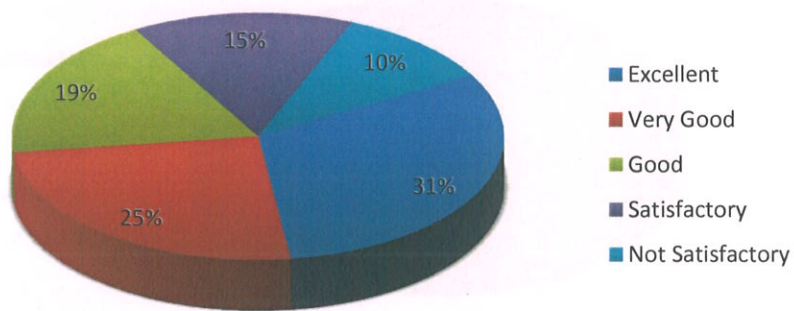
	Grade	No. of Parents	Percentage
Q.8)	Excellent	13	27.08%
	Very Good	11	22.92%
	Good	10	20.83%
	Satisfactory	9	18.75%
	Not Satisfactory	5	10.42%



Q.9) Friendliness and Courteousness of the Institute Teaching and Non-teaching staff.

	Grade	No. of Parents	Percentage
Q.9)	Excellent	15	31.25%
	Very Good	12	25.00%
	Good	9	18.75%
	Satisfactory	7	14.58%
	Not Satisfactory	5	10.42%

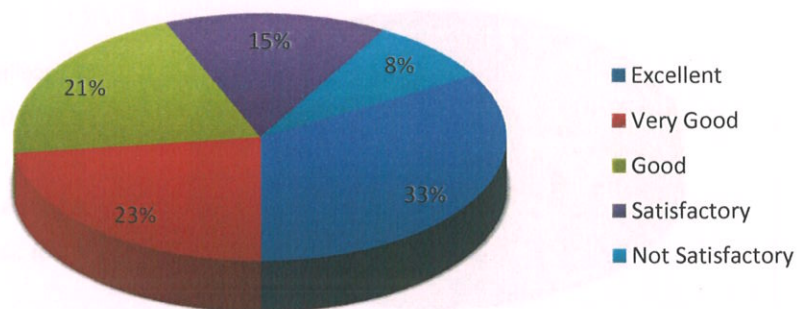
Q.9) Friendliness and Courteousness of the Institute Teaching and Non-teaching staff .



Q.10) You experience a sense of parental pride when you say your child is from this college?

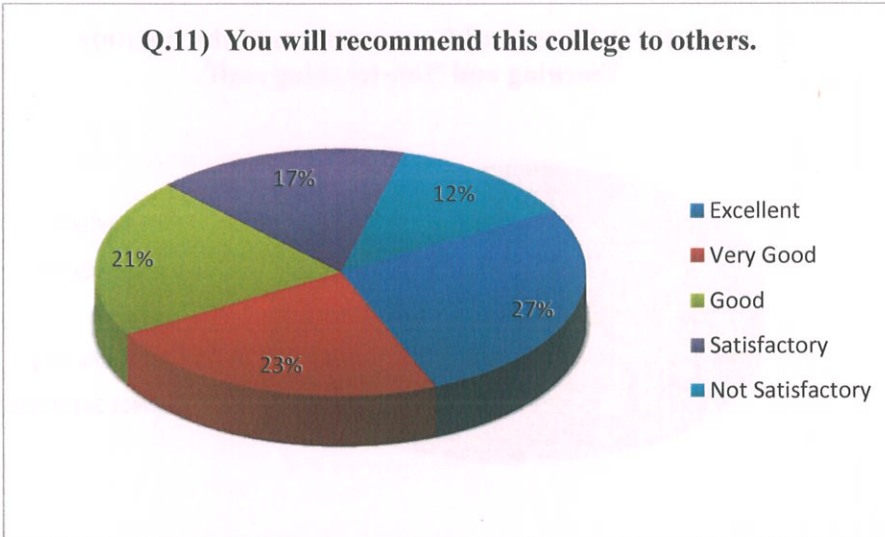
	Grade	No. of Parents	Percentage
Q.10)	Excellent	16	33.33%
	Very Good	11	22.92%
	Good	10	20.83%
	Satisfactory	7	14.58%
	Not Satisfactory	4	8.33%

Q.10) You experience a sense of parental pride when you say your child is from this college?



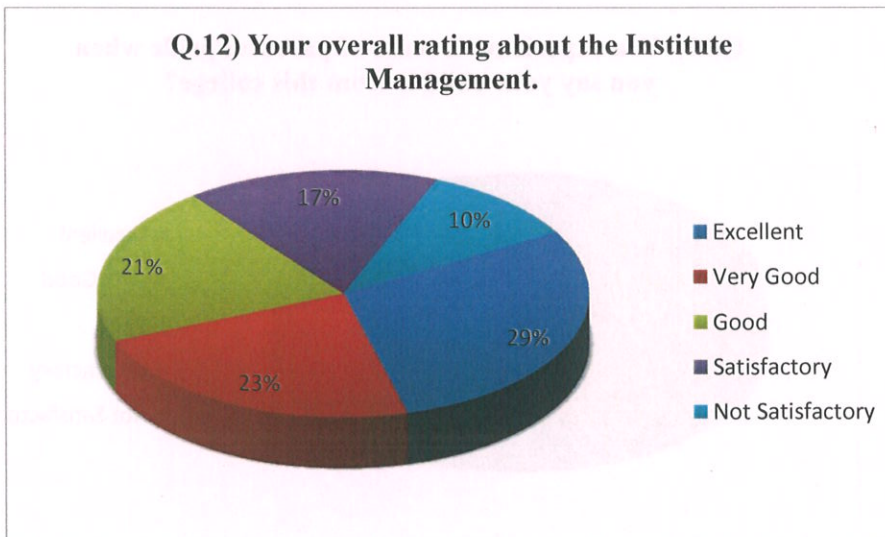
Q.11) You will recommend this college to others.

	Grade	No. of Parents	Percentage
Q.11)	Excellent	13	27.08%
	Very Good	11	22.92%
	Good	10	20.83%
	Satisfactory	8	16.67%
	Not Satisfactory	6	12.50%



Q.12) Your overall rating about the Institute Management.

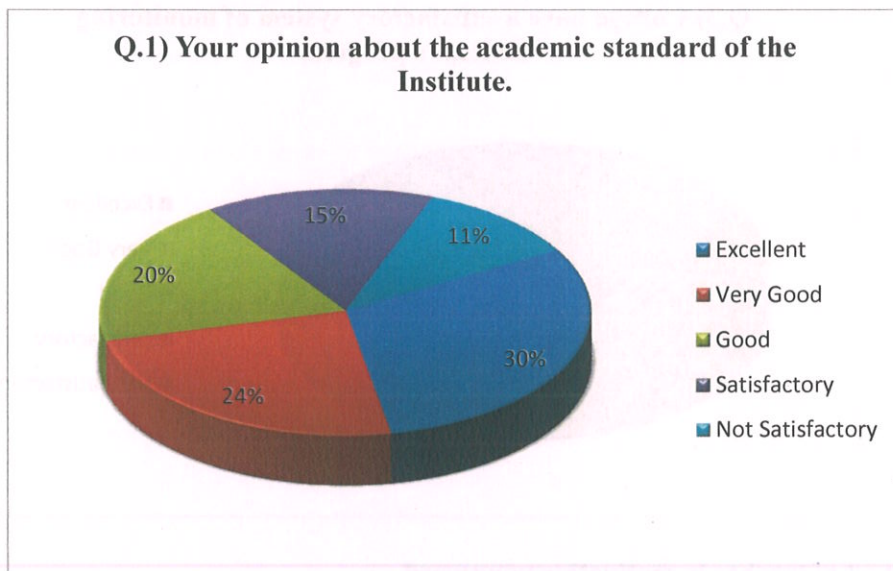
	Grade	No. of Parents	Percentage
Q.12)	Excellent	14	29.17%
	Very Good	11	22.92%
	Good	10	20.83%
	Satisfactory	8	16.67%
	Not Satisfactory	5	10.42%



NAME OF THE DEPARTMENT: ECONOMICS

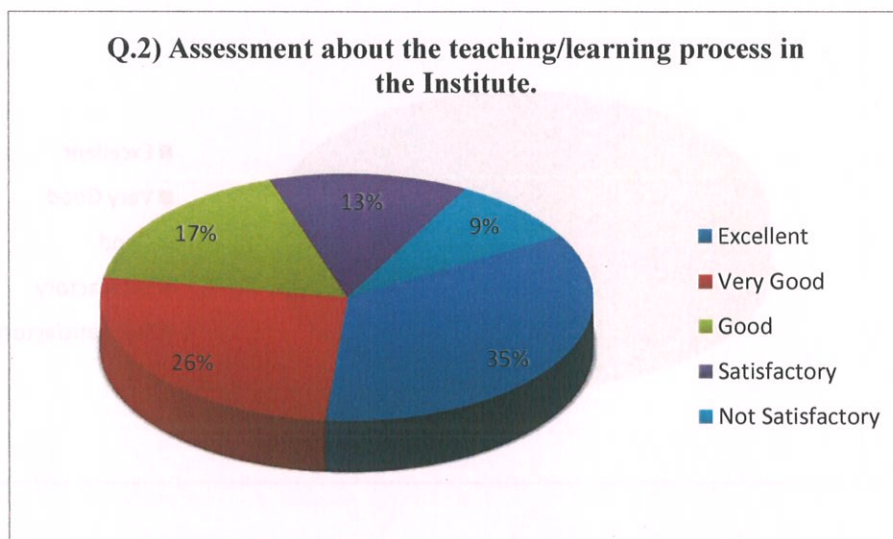
Q.1) Your opinion about the academic standard of the Institute.

	Grade	No. of Parents	Percentage
Q.1)	Excellent	14	30.43%
	Very Good	11	23.91%
	Good	9	19.57%
	Satisfactory	7	15.22%
	Not Satisfactory	5	10.87%



Q.2) Assessment about the teaching/learning process in the Institute.

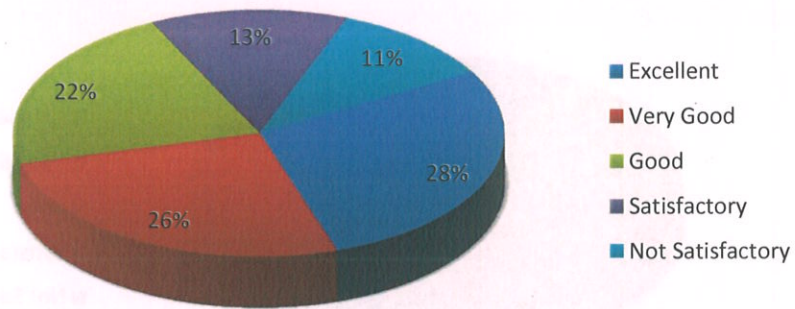
	Grade	No. of Parents	Percentage
Q.2)	Excellent	16	34.78%
	Very Good	12	26.09%
	Good	8	17.39%
	Satisfactory	6	13.04%
	Not Satisfactory	4	8.70%



Q.3) College have a satisfactory system of monitoring student's progress.

	Grade	No. of Parents	Percentage
Q.3)	Excellent	13	28.26%
	Very Good	12	26.09%
	Good	10	21.74%
	Satisfactory	6	13.04%
	Not Satisfactory	5	10.87%

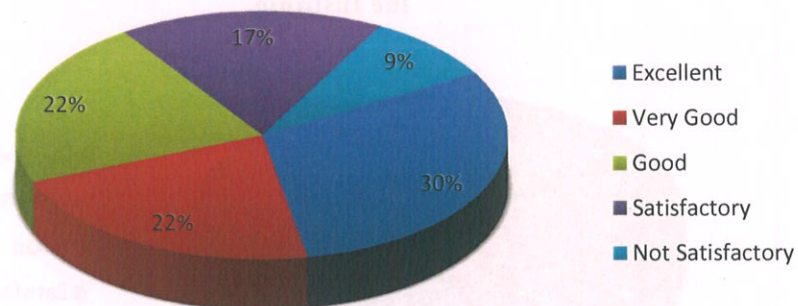
Q.3) College have a satisfactory system of monitoring student's progress



Q.4) The impact of teacher in motivating your ward.

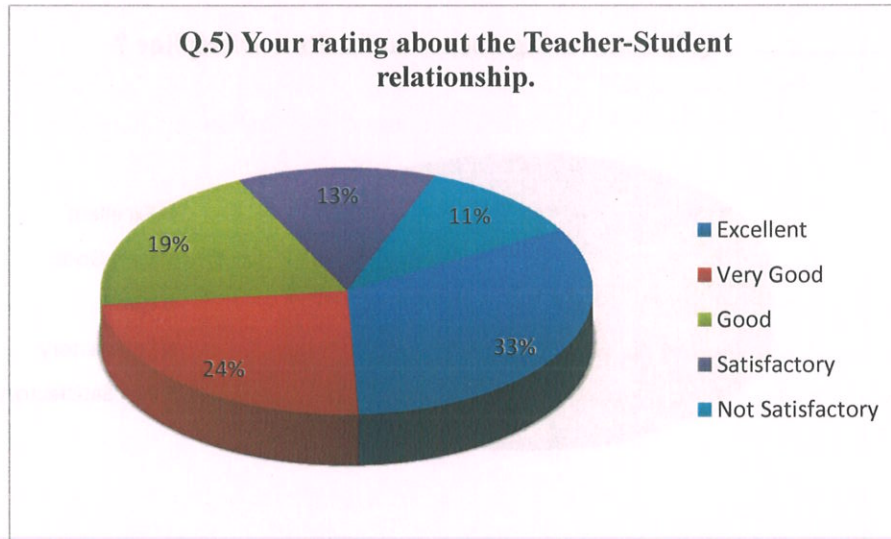
	Grade	No. of Parents	Percentage
Q.4)	Excellent	14	30.43%
	Very Good	10	21.74%
	Good	10	21.74%
	Satisfactory	8	17.39%
	Not Satisfactory	4	8.70%

Q.4) The impact of teacher in motivating your ward.



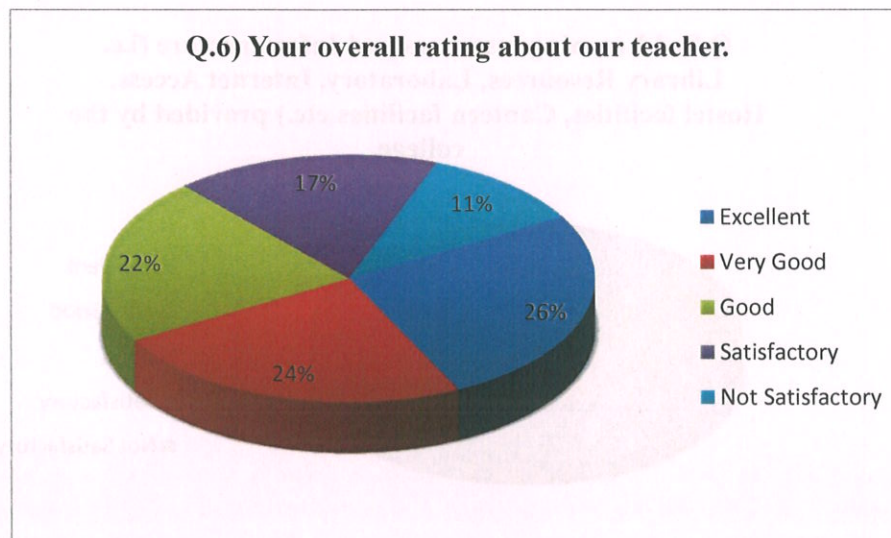
Q.5) Your rating about the Teacher-Student relationship.

	Grade	No. of Parents	Percentage
Q.5)	Excellent	15	32.61%
	Very Good	11	23.91%
	Good	9	19.57%
	Satisfactory	6	13.04%
	Not Satisfactory	5	10.87%



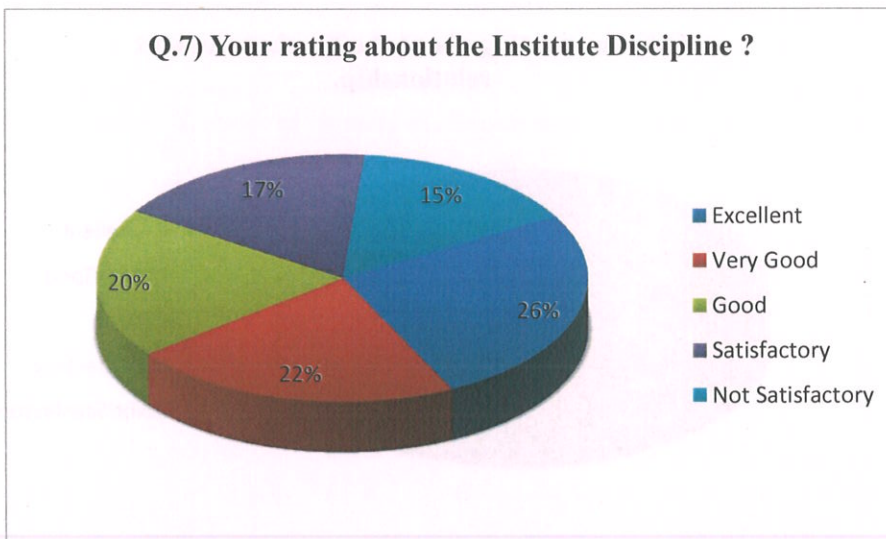
Q.6) Your overall rating about our teacher.

	Grade	No. of Parents	Percentage
Q.6)	Excellent	12	26.09%
	Very Good	11	23.91%
	Good	10	21.74%
	Satisfactory	8	17.39%
	Not Satisfactory	5	10.87%



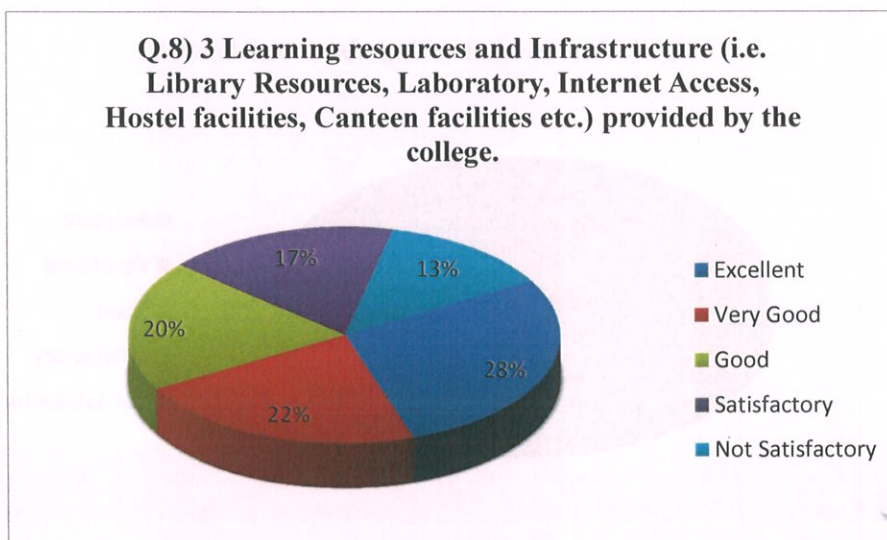
Q.7) Your rating about the Institute Discipline?

	Grade	No. of Parents	Percentage
Q.7)	Excellent	12	26.09%
	Very Good	10	21.74%
	Good	9	19.57%
	Satisfactory	8	17.39%
	Not Satisfactory	7	15.22%



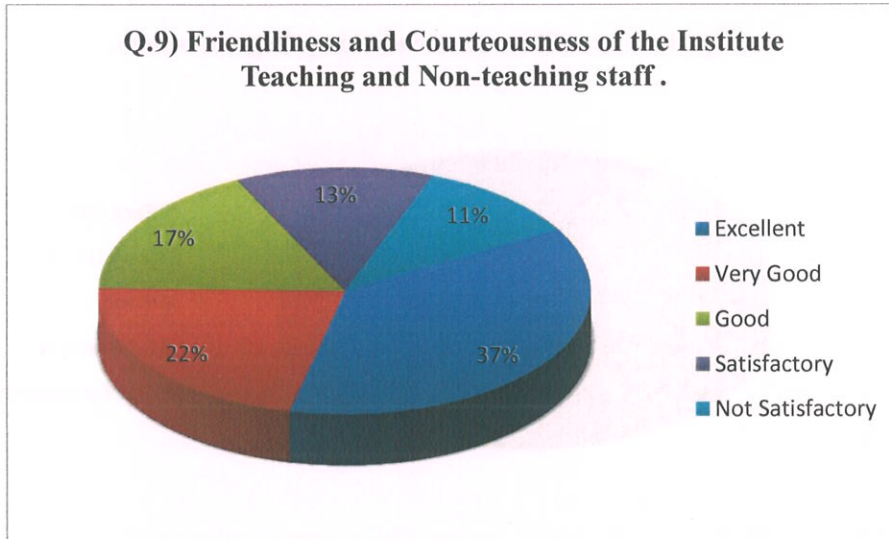
Q.8) 3 Learning resources and Infrastructure (i.e. Library Resources, Laboratory, Internet Access, Hostel facilities, Canteen facilities etc.) provided by the college.

	Grade	No. of Parents	Percentage
Q.8)	Excellent	13	28.26%
	Very Good	10	21.74%
	Good	9	19.57%
	Satisfactory	8	17.39%
	Not Satisfactory	6	13.04%



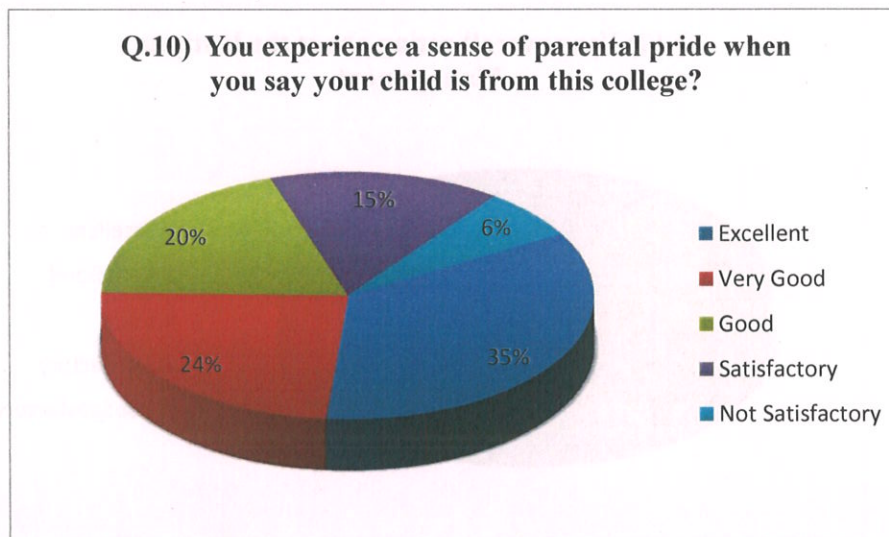
Q.9) Friendliness and Courteousness of the Institute Teaching and Non-teaching staff.

	Grade	No. of Parents	Percentage
Q.9)	Excellent	17	36.96%
	Very Good	10	21.74%
	Good	8	17.39%
	Satisfactory	6	13.04%
	Not Satisfactory	5	10.87%



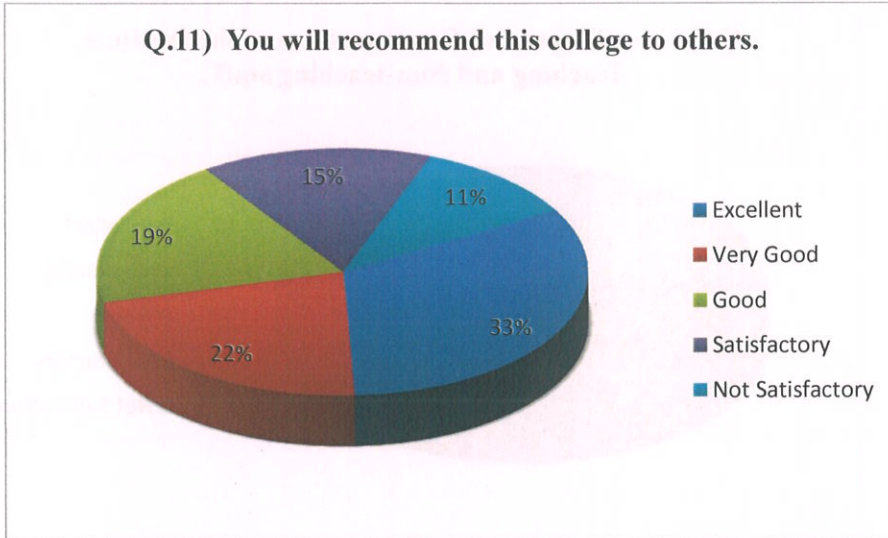
Q.10) You experience a sense of parental pride when you say your child is from this college?

	Grade	No. of Parents	Percentage
Q.10)	Excellent	16	34.78%
	Very Good	11	23.91%
	Good	9	19.57%
	Satisfactory	7	15.22%
	Not Satisfactory	3	6.52%



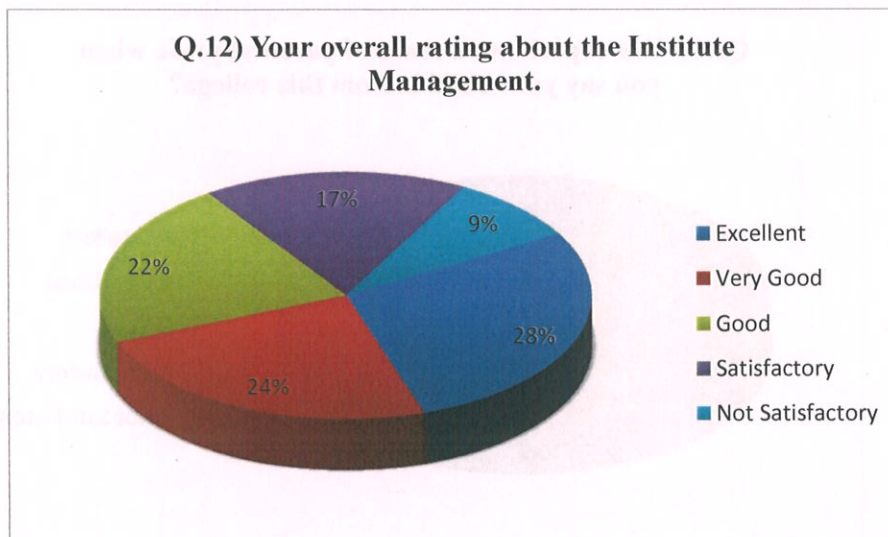
Q.11) You will recommend this college to others.

	Grade	No. of Parents	Percentage
Q.11)	Excellent	15	32.61%
	Very Good	10	21.74%
	Good	9	19.57%
	Satisfactory	7	15.22%
	Not Satisfactory	5	10.87%



Q.12) Your overall rating about the Institute Management.

	Grade	No. of Parents	Percentage
Q.12)	Excellent	13	28.26%
	Very Good	11	23.91%
	Good	10	21.74%
	Satisfactory	8	17.39%
	Not Satisfactory	4	8.70%

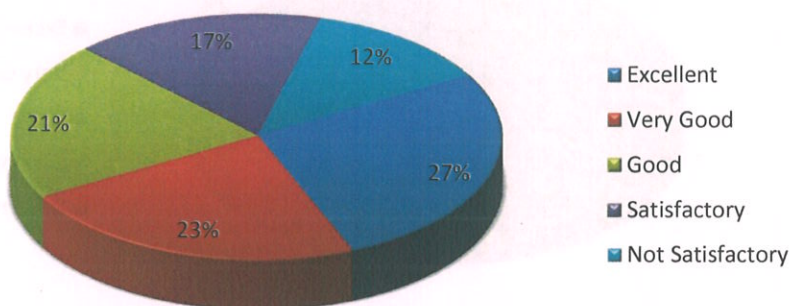


NAME OF THE DEPARTMENT: EDUCATION

Q.1) Your opinion about the academic standard of the Institute.

	Grade	No. of Parents	Percentage
Q.1)	Excellent	13	27.08%
	Very Good	11	22.92%
	Good	10	20.83%
	Satisfactory	8	16.67%
	Not Satisfactory	6	12.50%

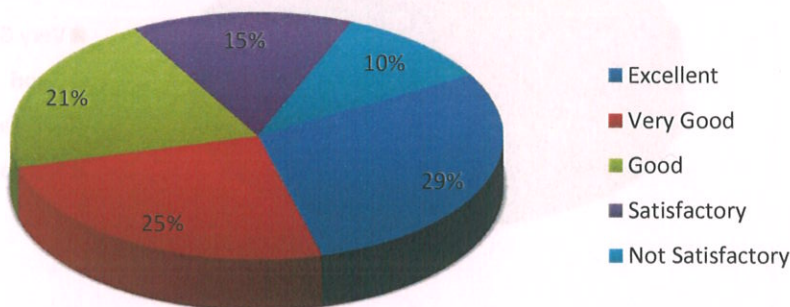
Q.1) Your opinion about the academic standard of the Institute.



Q.2) Assessment about the teaching/learning process in the Institute.

	Grade	No. of Parents	Percentage
Q.2)	Excellent	14	29.17%
	Very Good	12	25.00%
	Good	10	20.83%
	Satisfactory	7	14.58%
	Not Satisfactory	5	10.42%

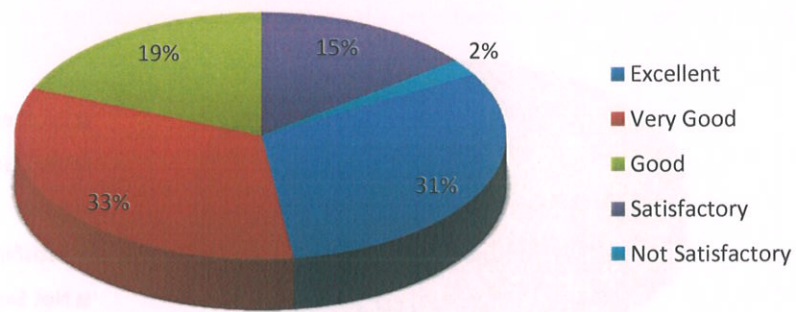
Q.2) Assessment about the teaching/learning process in the Institute.



Q.3) College have a satisfactory system of monitoring student's progress.

	Grade	No. of Parents	Percentage
Q.3)	Excellent	15	31.25%
	Very Good	16	33.33%
	Good	9	18.75%
	Satisfactory	7	14.58%
	Not Satisfactory	1	2.08%

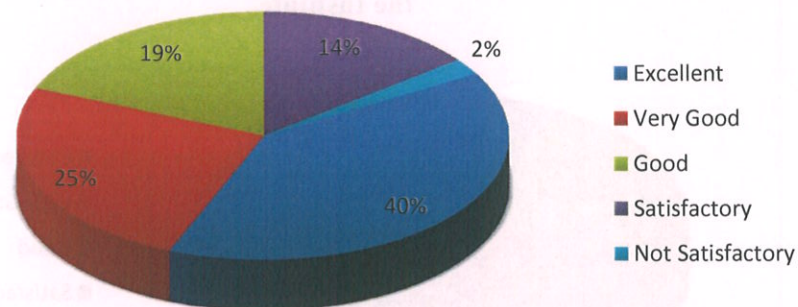
Q.3) College have a satisfactory system of monitoring student's progress



Q.4) The impact of teacher in motivating your ward.

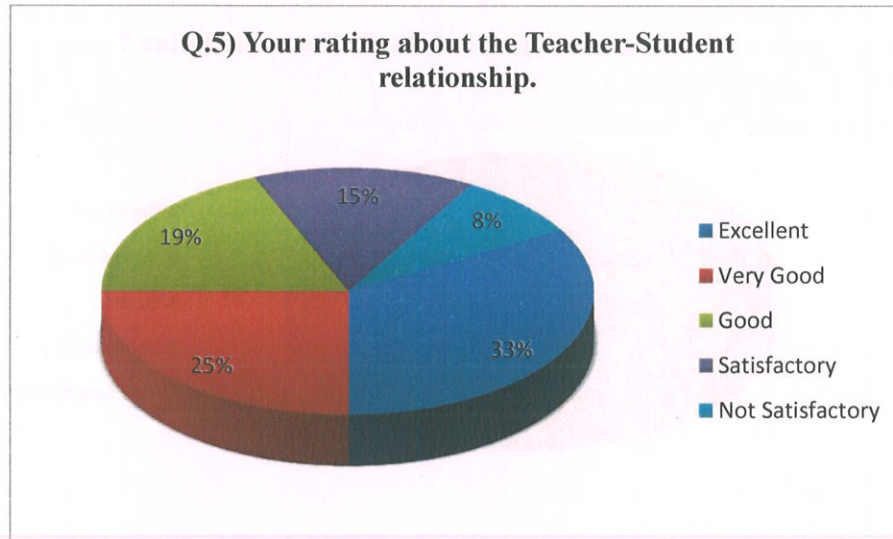
	Grade	No. of Parents	Percentage
Q.4)	Excellent	19	39.58%
	Very Good	12	25.00%
	Good	9	18.75%
	Satisfactory	7	14.58%
	Not Satisfactory	1	2.08%

Q.4) The impact of teacher in motivating your ward.



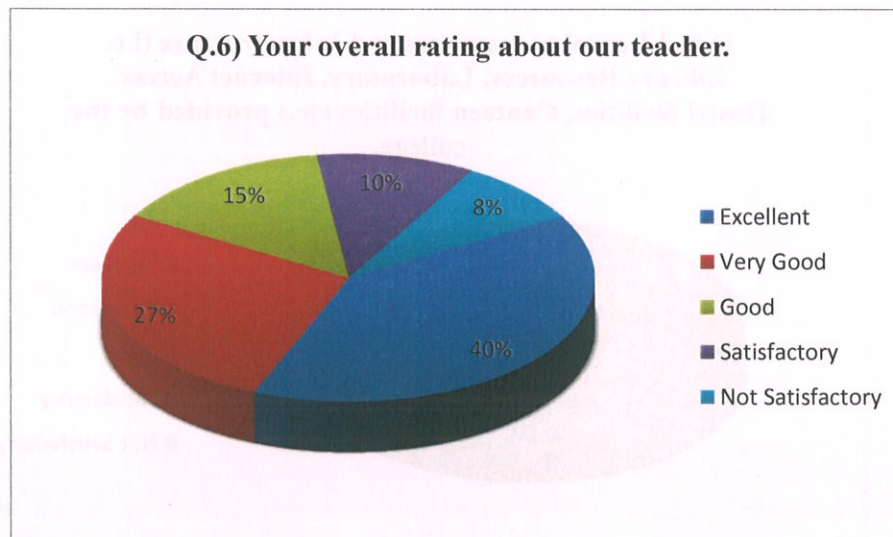
Q.5) Your rating about the Teacher-Student relationship.

	Grade	No. of Parents	Percentage
Q.5)	Excellent	16	33.33%
	Very Good	12	25.00%
	Good	9	18.75%
	Satisfactory	7	14.58%
	Not Satisfactory	4	8.33%



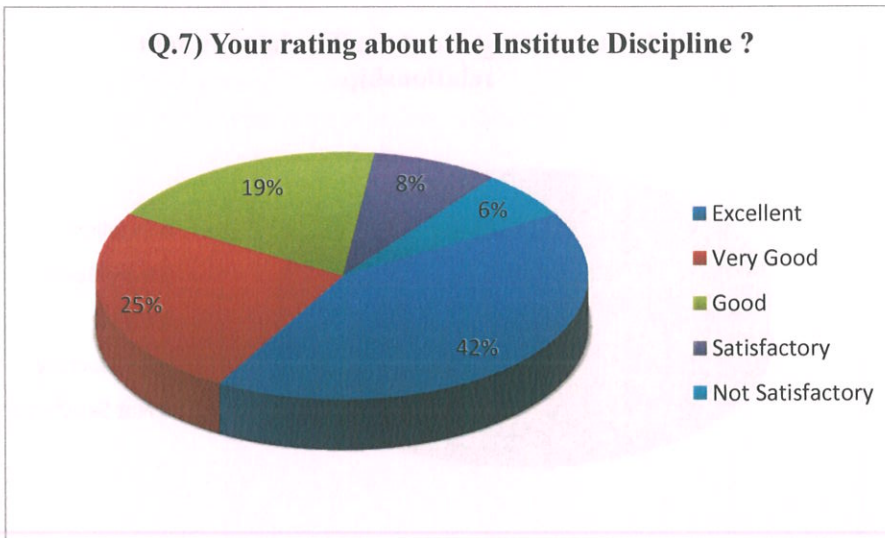
Q.6) Your overall rating about our teacher.

	Grade	No. of Parents	Percentage
Q.6)	Excellent	19	39.58%
	Very Good	13	27.08%
	Good	7	14.58%
	Satisfactory	5	10.42%
	Not Satisfactory	4	8.33%



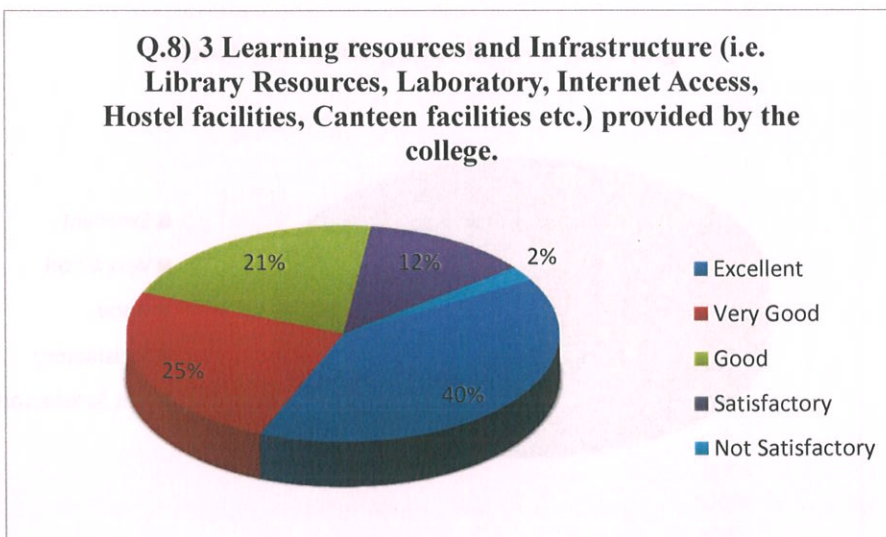
Q.7) Your rating about the Institute Discipline?

	Grade	No. of Parents	Percentage
Q.7)	Excellent	20	41.67%
	Very Good	12	25.00%
	Good	9	18.75%
	Satisfactory	4	8.33%
	Not Satisfactory	3	6.25%



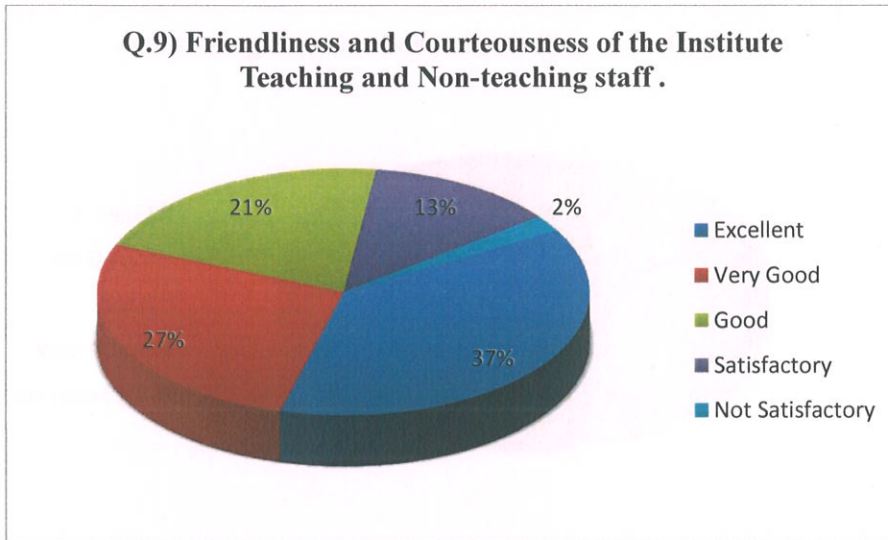
Q.8) 3 Learning resources and Infrastructure (i.e. Library Resources, Laboratory, Internet Access, Hostel facilities, Canteen facilities etc.) provided by the college.

	Grade	No. of Parents	Percentage
Q.8)	Excellent	19	39.58%
	Very Good	12	25.00%
	Good	10	20.83%
	Satisfactory	6	12.50%
	Not Satisfactory	1	2.08%



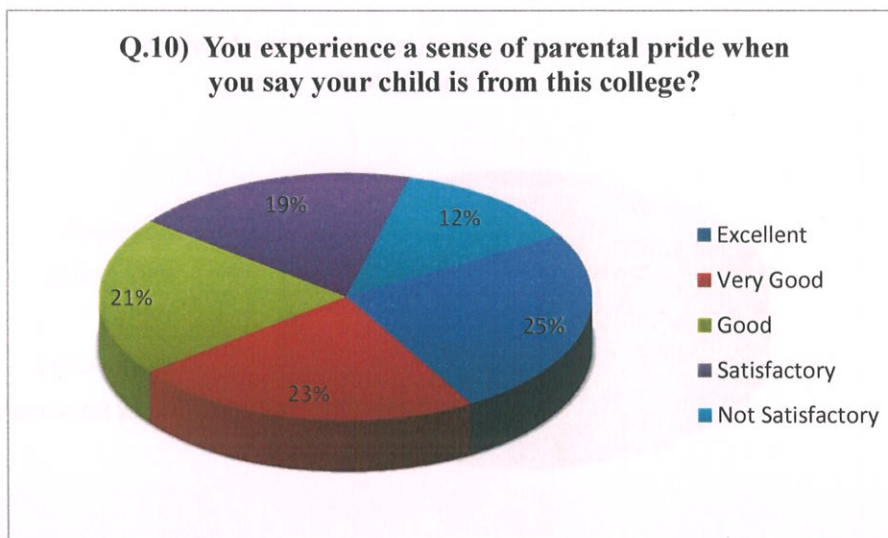
Q.9) Friendliness and Courteousness of the Institute Teaching and Non-teaching staff.

	Grade	No. of Parents	Percentage
Q.9)	Excellent	18	37.50%
	Very Good	13	27.08%
	Good	10	20.83%
	Satisfactory	6	12.50%
	Not Satisfactory	1	2.08%



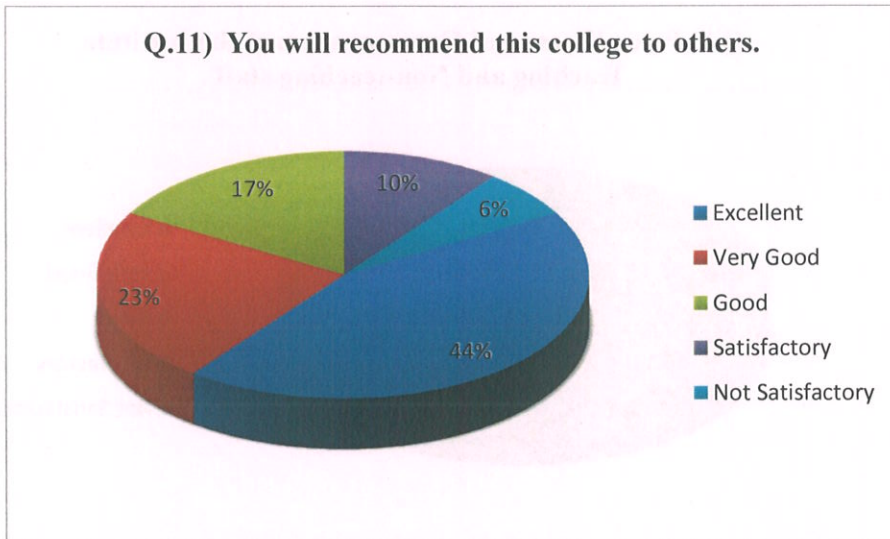
Q.10) You experience a sense of parental pride when you say your child is from this college?

	Grade	No. of Parents	Percentage
Q.10)	Excellent	12	25.00%
	Very Good	11	22.92%
	Good	10	20.83%
	Satisfactory	9	18.75%
	Not Satisfactory	6	12.50%



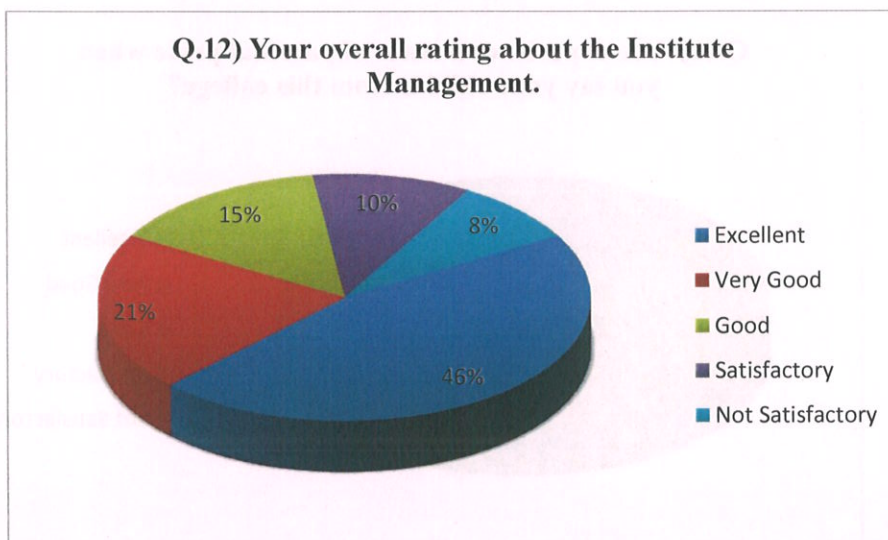
Q.11) You will recommend this college to others.

	Grade	No. of Parents	Percentage
Q.11)	Excellent	21	43.75%
	Very Good	11	22.92%
	Good	8	16.67%
	Satisfactory	5	10.42%
	Not Satisfactory	3	6.25%



Q.12) Your overall rating about the Institute Management.

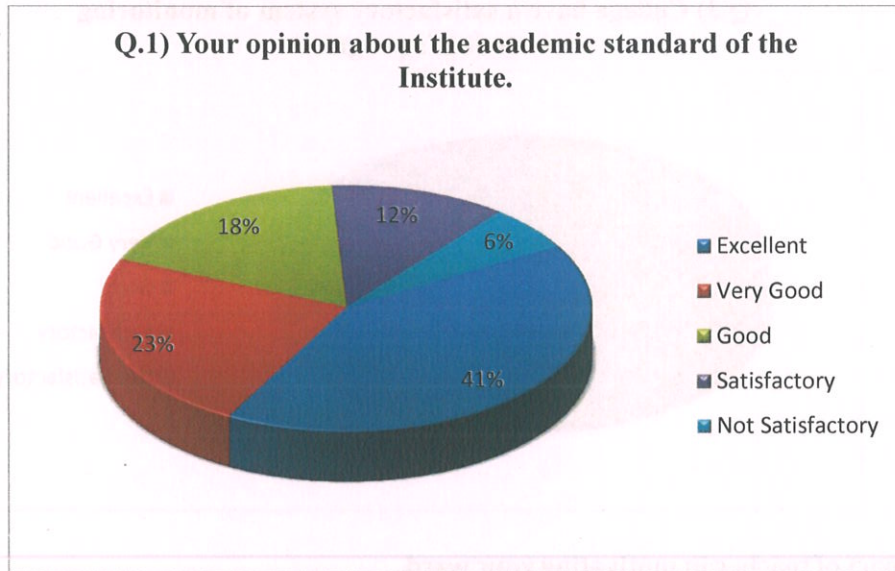
	Grade	No. of Parents	Percentage
Q.12)	Excellent	22	45.83%
	Very Good	10	20.83%
	Good	7	14.58%
	Satisfactory	5	10.42%
	Not Satisfactory	4	8.33%



NAME OF THE DEPARTMENT: ETC

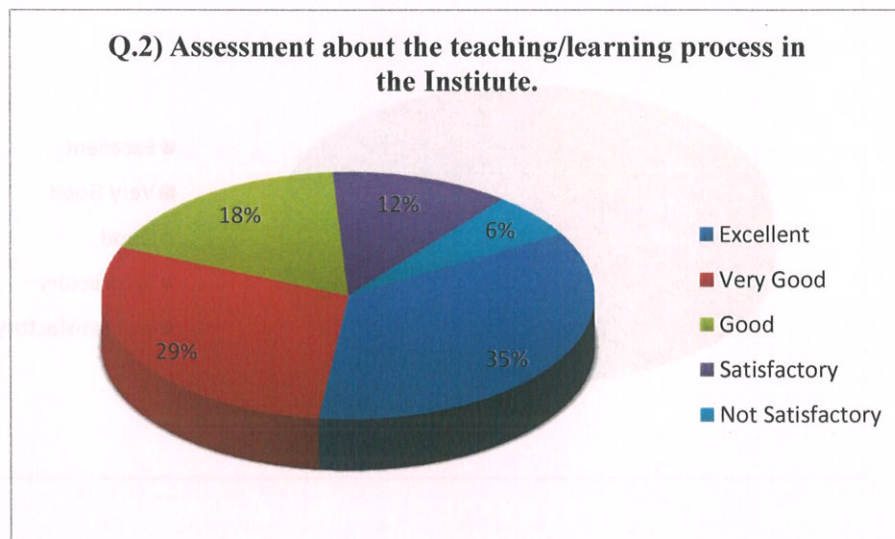
Q.1) Your opinion about the academic standard of the Institute.

	Grade	No. of Parents	Percentage
Q.1)	Excellent	7	41.18%
	Very Good	4	23.53%
	Good	3	17.65%
	Satisfactory	2	11.76%
	Not Satisfactory	1	5.88%



Q.2) Assessment about the teaching/learning process in the Institute.

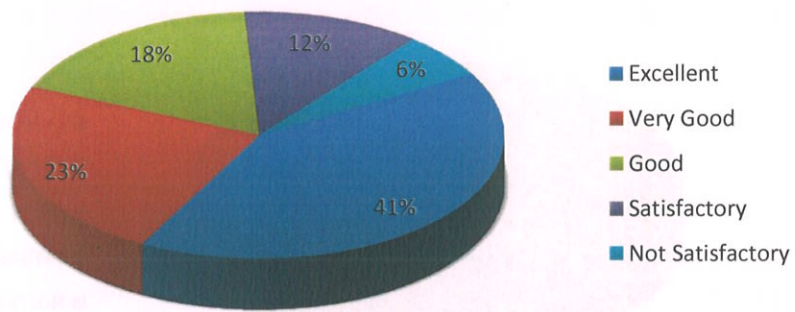
	Grade	No. of Parents	Percentage
Q.2)	Excellent	6	35.29%
	Very Good	5	29.41%
	Good	3	17.65%
	Satisfactory	2	11.76%
	Not Satisfactory	1	5.88%



Q.3) College have a satisfactory system of monitoring student's progress.

	Grade	No. of Parents	Percentage
Q.3)	Excellent	7	41.18%
	Very Good	4	23.53%
	Good	3	17.65%
	Satisfactory	2	11.76%
	Not Satisfactory	1	5.88%

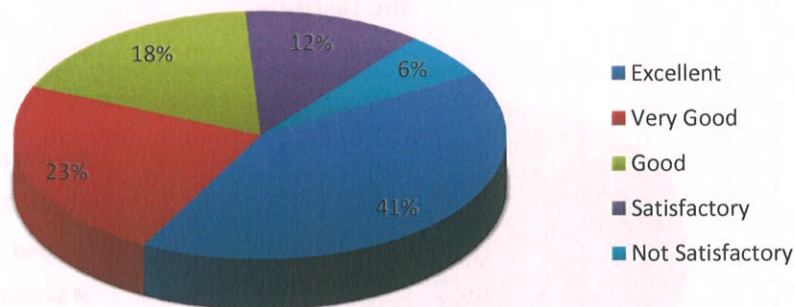
Q.3) College have a satisfactory system of monitoring student's progress



Q.4) The impact of teacher in motivating your ward.

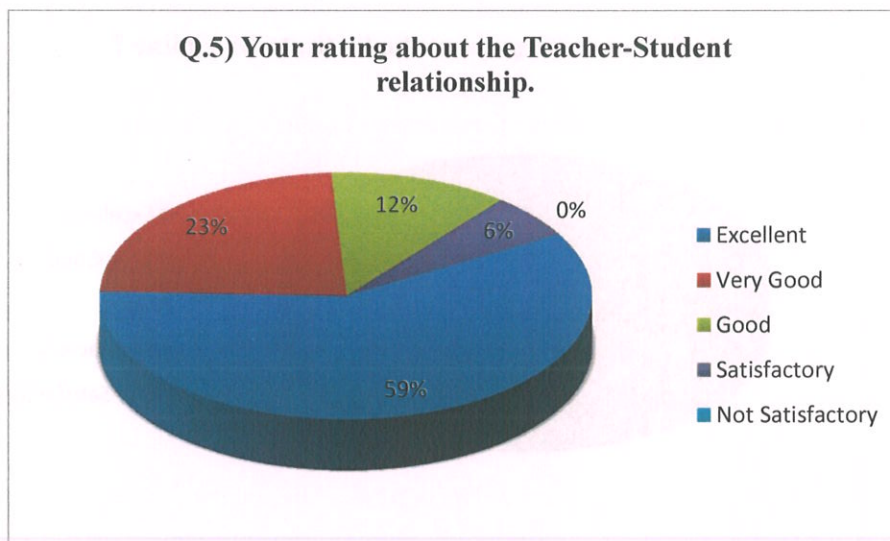
	Grade	No. of Parents	Percentage
Q.4)	Excellent	7	41.18%
	Very Good	4	23.53%
	Good	3	17.65%
	Satisfactory	2	11.76%
	Not Satisfactory	1	5.88%

Q.4) The impact of teacher in motivating your ward.



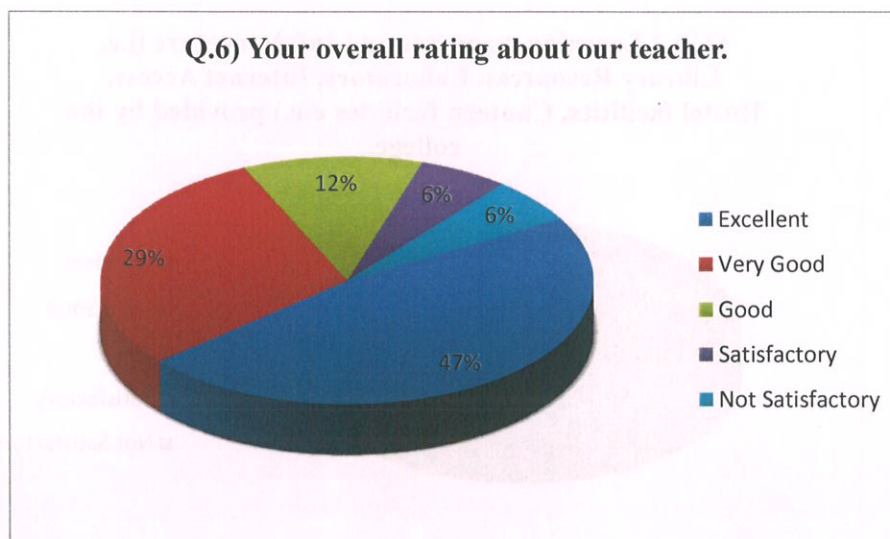
Q.5) Your rating about the Teacher-Student relationship.

	Grade	No. of Parents	Percentage
Q.5)	Excellent	10	58.82%
	Very Good	4	23.53%
	Good	2	11.76%
	Satisfactory	1	5.88%
	Not Satisfactory	0	0.00%



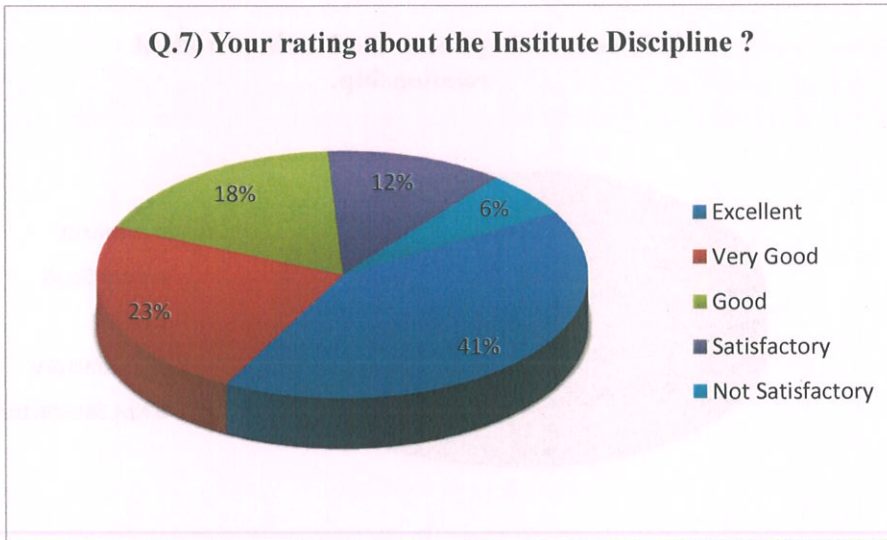
Q.6) Your overall rating about our teacher.

	Grade	No. of Parents	Percentage
Q.6)	Excellent	8	47.06%
	Very Good	5	29.41%
	Good	2	11.76%
	Satisfactory	1	5.88%
	Not Satisfactory	1	5.88%



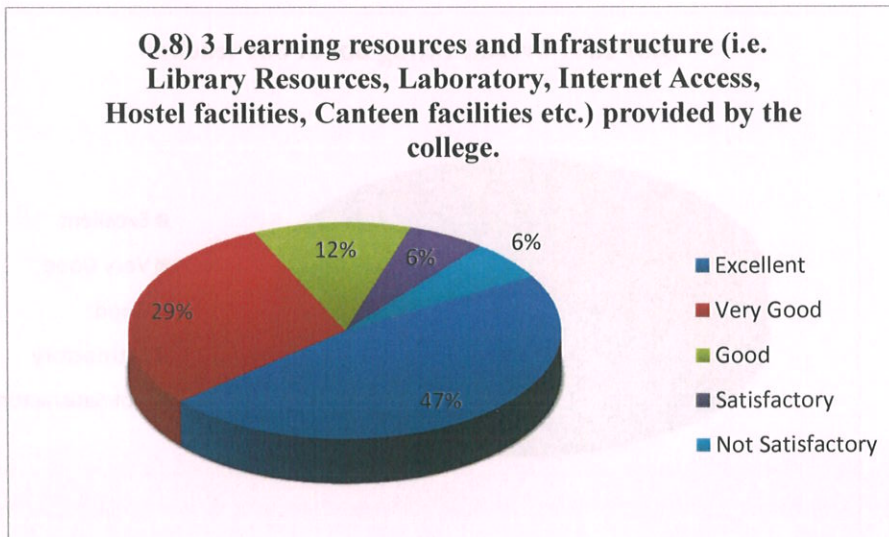
Q.7) Your rating about the Institute Discipline?

	Grade	No. of Parents	Percentage
Q.7)	Excellent	7	41.18%
	Very Good	4	23.53%
	Good	3	17.65%
	Satisfactory	2	11.76%
	Not Satisfactory	1	5.88%



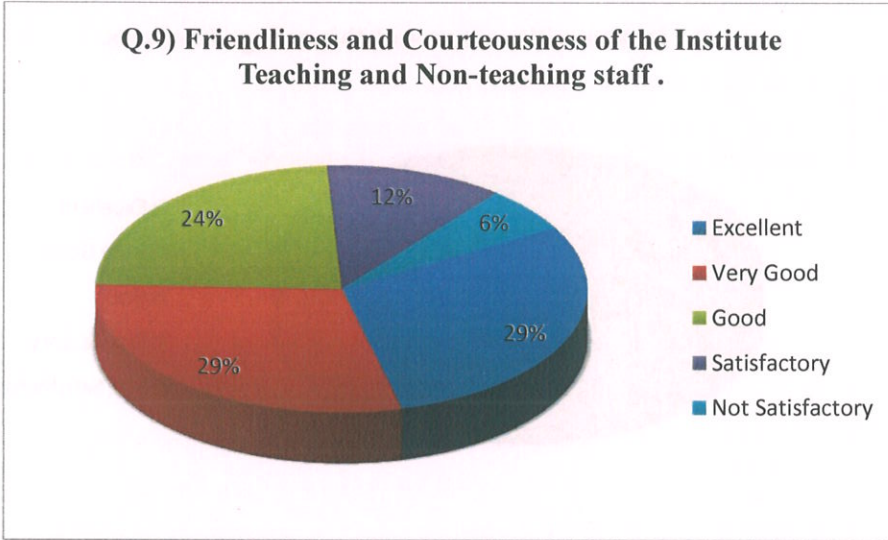
Q.8) 3 Learning resources and Infrastructure (i.e. Library Resources, Laboratory, Internet Access, Hostel facilities, Canteen facilities etc.) provided by the college.

	Grade	No. of Parents	Percentage
Q.8)	Excellent	8	47.06%
	Very Good	5	29.41%
	Good	2	11.76%
	Satisfactory	1	5.88%
	Not Satisfactory	1	5.88%



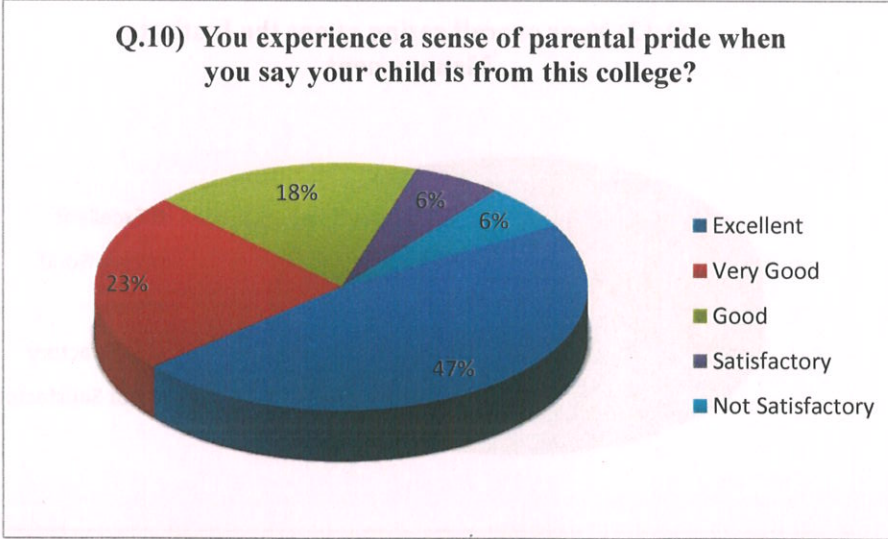
Q.9) Friendliness and Courteousness of the Institute Teaching and Non-teaching staff.

	Grade	No. of Parents	Percentage
Q.9)	Excellent	5	29.41%
	Very Good	5	29.41%
	Good	4	23.53%
	Satisfactory	2	11.76%
	Not Satisfactory	1	5.88%



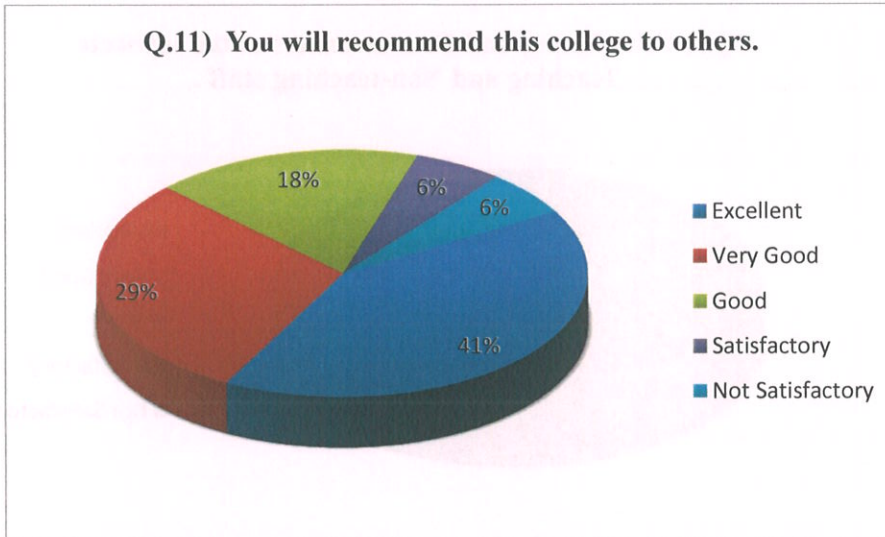
Q.10) You experience a sense of parental pride when you say your child is from this college?

	Grade	No. of Parents	Percentage
Q.10)	Excellent	8	47.06%
	Very Good	4	23.53%
	Good	3	17.65%
	Satisfactory	1	5.88%
	Not Satisfactory	1	5.88%



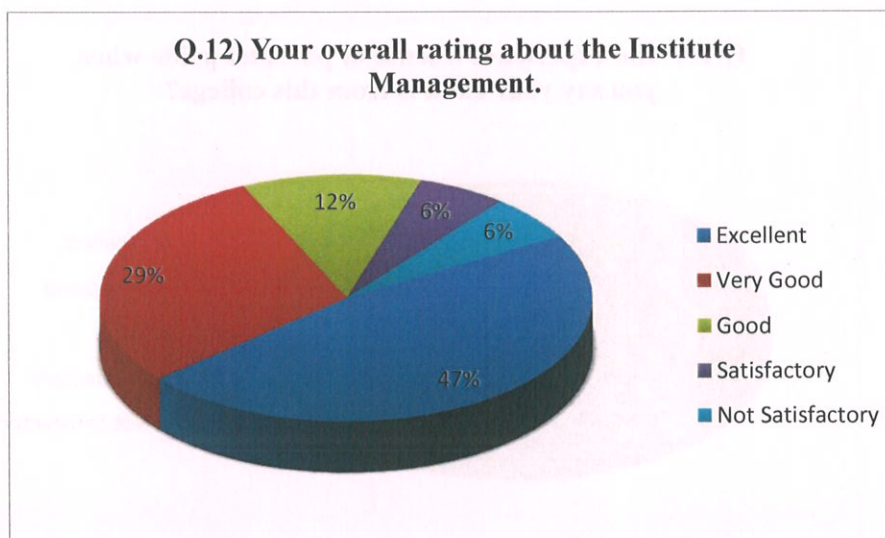
Q.11) You will recommend this college to others.

	Grade	No. of Parents	Percentage
Q.11)	Excellent	7	41.18%
	Very Good	5	29.41%
	Good	3	17.65%
	Satisfactory	1	5.88%
	Not Satisfactory	1	5.88%



Q.12) Your overall rating about the Institute Management.

	Grade	No. of Parents	Percentage
Q.12)	Excellent	8	47.06%
	Very Good	5	29.41%
	Good	2	11.76%
	Satisfactory	1	5.88%
	Not Satisfactory	1	5.88%

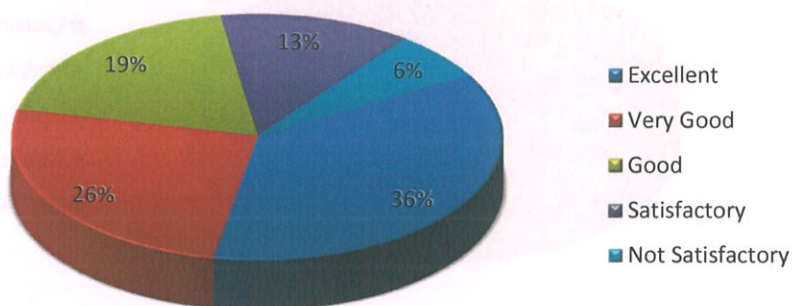


NAME OF THE DEPARTMENT: ENGLISH

Q.1) Your opinion about the academic standard of the Institute.

	Grade	No. of Parents	Percentage
Q.1)	Excellent	17	36.17%
	Very Good	12	25.53%
	Good	9	19.15%
	Satisfactory	6	12.77%
	Not Satisfactory	3	6.38%

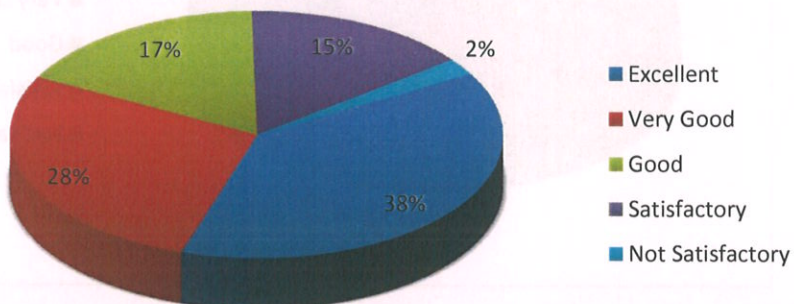
Q.1) Your opinion about the academic standard of the Institute.



Q.2) Assessment about the teaching/learning process in the Institute.

	Grade	No. of Parents	Percentage
Q.2)	Excellent	18	38.30%
	Very Good	13	27.66%
	Good	8	17.02%
	Satisfactory	7	14.89%
	Not Satisfactory	1	2.13%

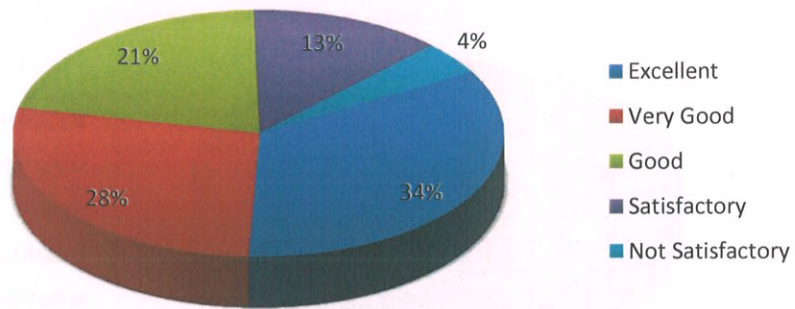
Q.2) Assessment about the teaching/learning process in the Institute.



Q.3) College have a satisfactory system of monitoring student's progress.

	Grade	No. of Parents	Percentage
Q.3)	Excellent	16	34.04%
	Very Good	13	27.66%
	Good	10	21.28%
	Satisfactory	6	12.77%
	Not Satisfactory	2	4.26%

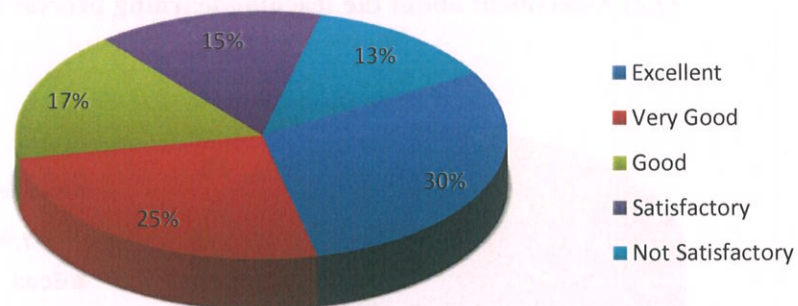
Q.3) College have a satisfactory system of monitoring student's progress



Q.4) The impact of teacher in motivating your ward.

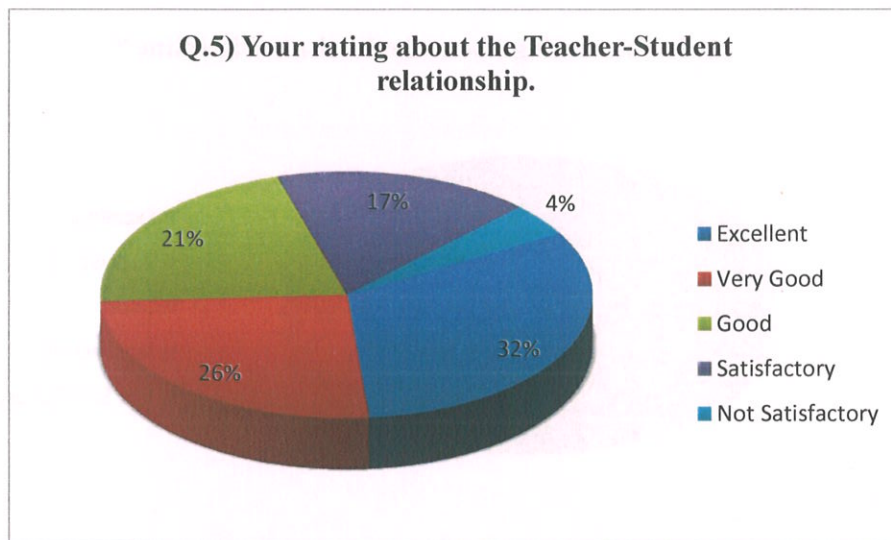
	Grade	No. of Parents	Percentage
Q.4)	Excellent	14	29.79%
	Very Good	12	25.53%
	Good	8	17.02%
	Satisfactory	7	14.89%
	Not Satisfactory	6	12.77%

Q.4) The impact of teacher in motivating your ward.



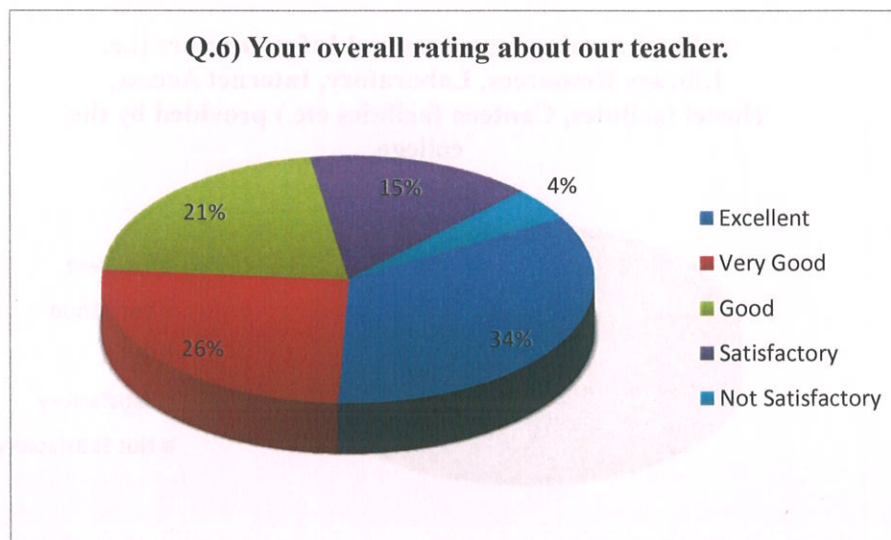
Q.5) Your rating about the Teacher-Student relationship.

	Grade	No. of Parents	Percentage
Q.5)	Excellent	15	31.91%
	Very Good	12	25.53%
	Good	10	21.28%
	Satisfactory	8	17.02%
	Not Satisfactory	2	4.26%



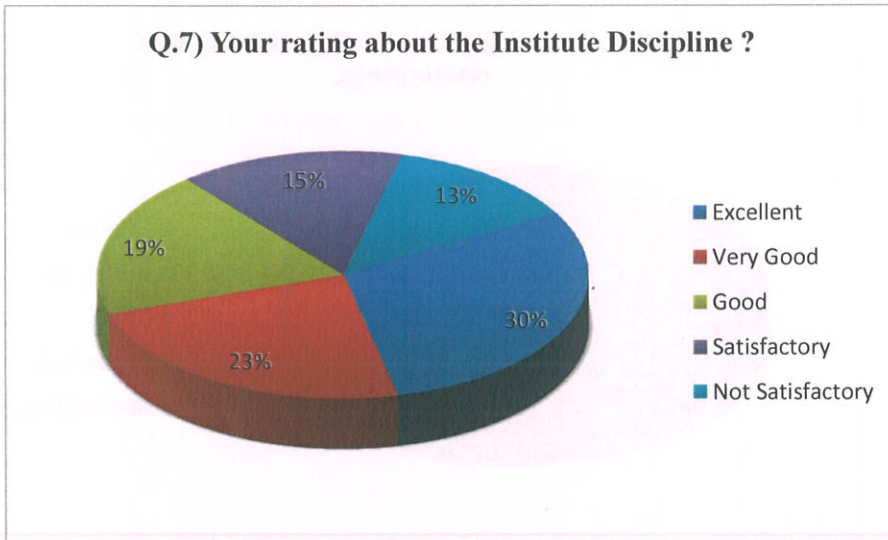
Q.6) Your overall rating about our teacher.

	Grade	No. of Parents	Percentage
Q.6)	Excellent	16	34.04%
	Very Good	12	25.53%
	Good	10	21.28%
	Satisfactory	7	14.89%
	Not Satisfactory	2	4.26%



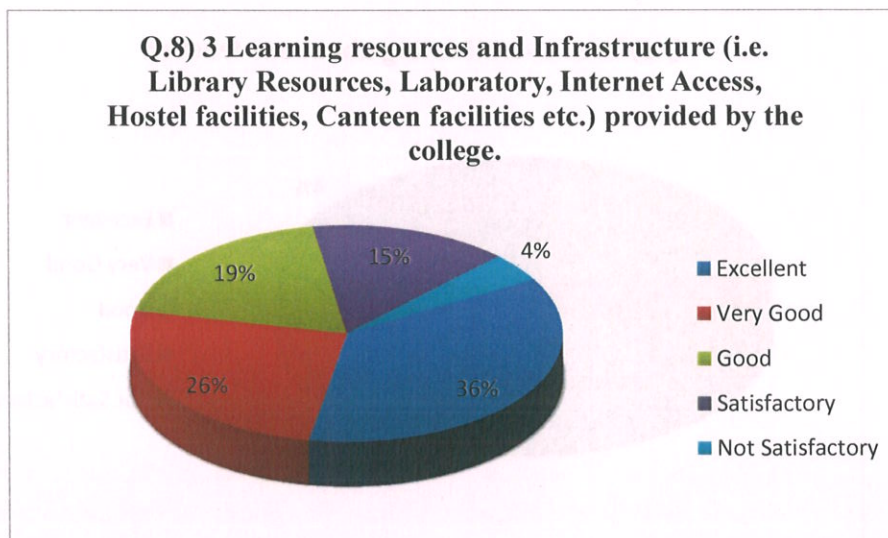
Q.7) Your rating about the Institute Discipline?

	Grade	No. of Parents	Percentage
Q.7)	Excellent	14	29.79%
	Very Good	11	23.40%
	Good	9	19.15%
	Satisfactory	7	14.89%
	Not Satisfactory	6	12.77%



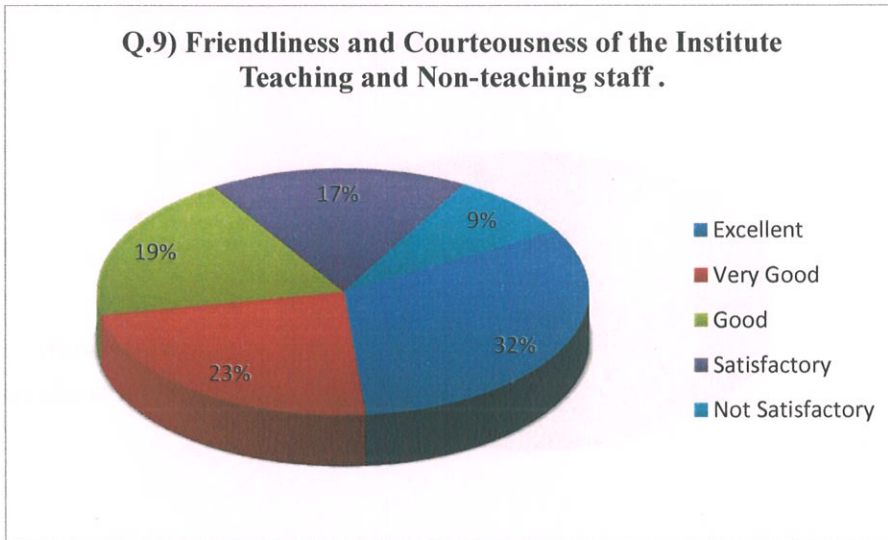
Q.8) 3 Learning resources and Infrastructure (i.e. Library Resources, Laboratory, Internet Access, Hostel facilities, Canteen facilities etc.) provided by the college.

	Grade	No. of Parents	Percentage
Q.8)	Excellent	17	36.17%
	Very Good	12	25.53%
	Good	9	19.15%
	Satisfactory	7	14.89%
	Not Satisfactory	2	4.26%



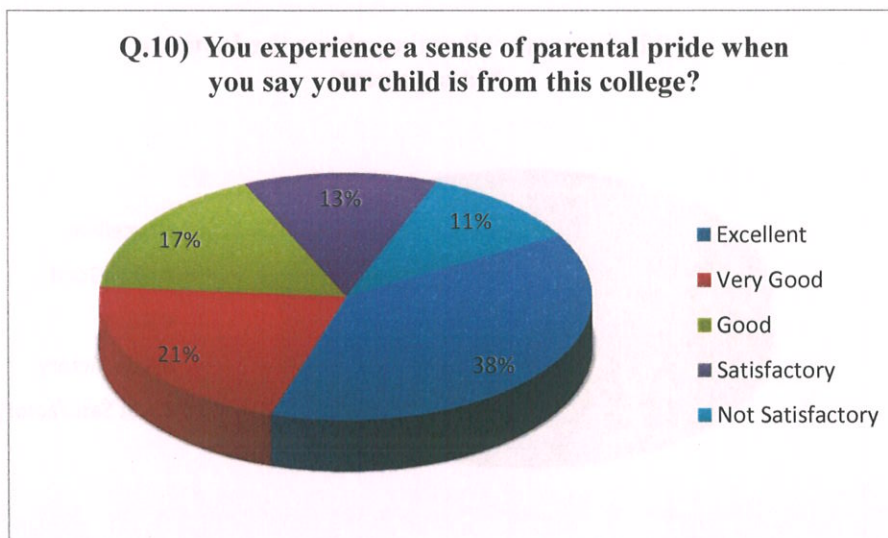
Q.9) Friendliness and Courteousness of the Institute Teaching and Non-teaching staff.

	Grade	No. of Parents	Percentage
Q.9)	Excellent	15	31.91%
	Very Good	11	23.40%
	Good	9	19.15%
	Satisfactory	8	17.02%
	Not Satisfactory	4	8.51%



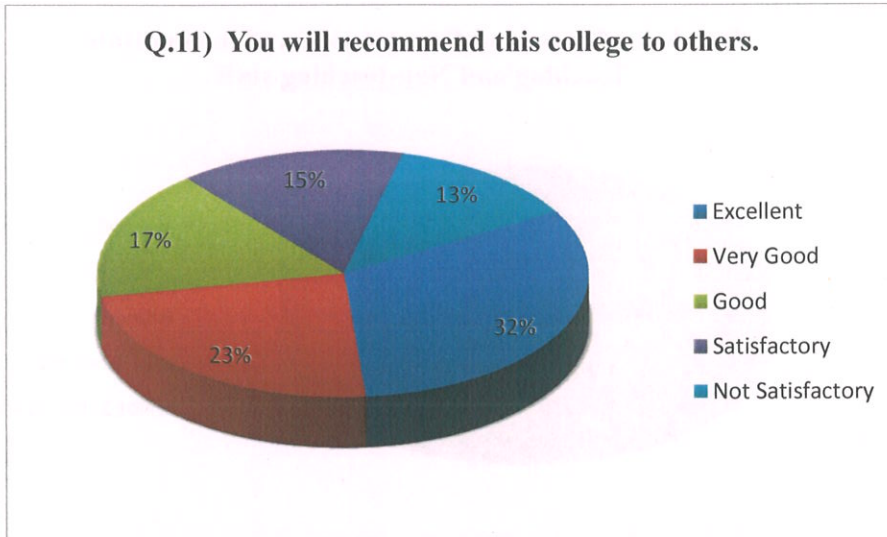
Q.10) You experience a sense of parental pride when you say your child is from this college?

	Grade	No. of Parents	Percentage
Q.10)	Excellent	18	38.30%
	Very Good	10	21.28%
	Good	8	17.02%
	Satisfactory	6	12.77%
	Not Satisfactory	5	10.64%



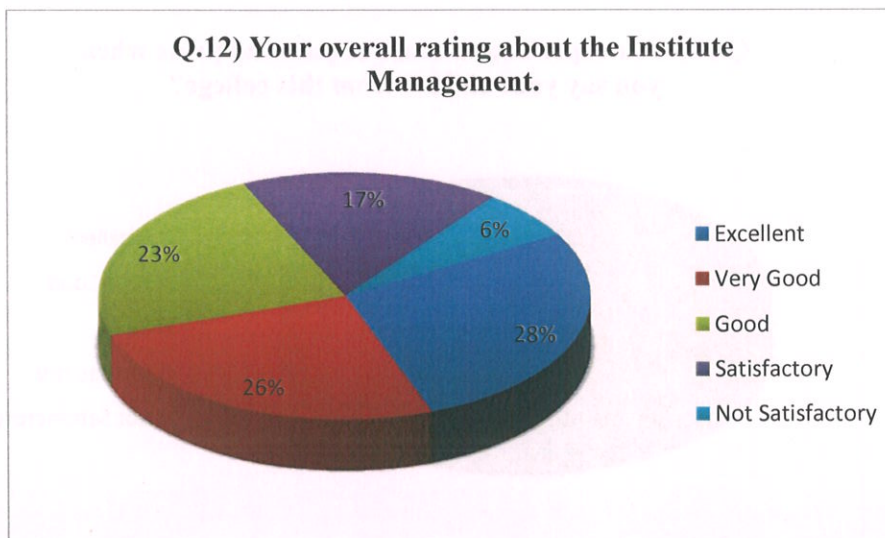
Q.11) You will recommend this college to others.

	Grade	No. of Parents	Percentage
Q.11)	Excellent	15	31.91%
	Very Good	11	23.40%
	Good	8	17.02%
	Satisfactory	7	14.89%
	Not Satisfactory	6	12.77%



Q.12) Your overall rating about the Institute Management.

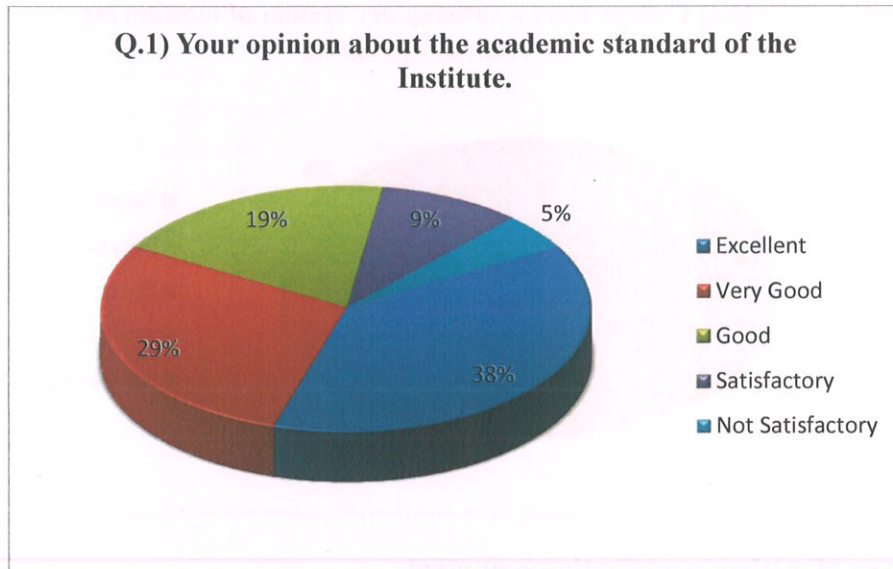
	Grade	No. of Parents	Percentage
Q.12)	Excellent	13	27.66%
	Very Good	12	25.53%
	Good	11	23.40%
	Satisfactory	8	17.02%
	Not Satisfactory	3	6.38%



NAME OF THE DEPARTMENT: HINDI

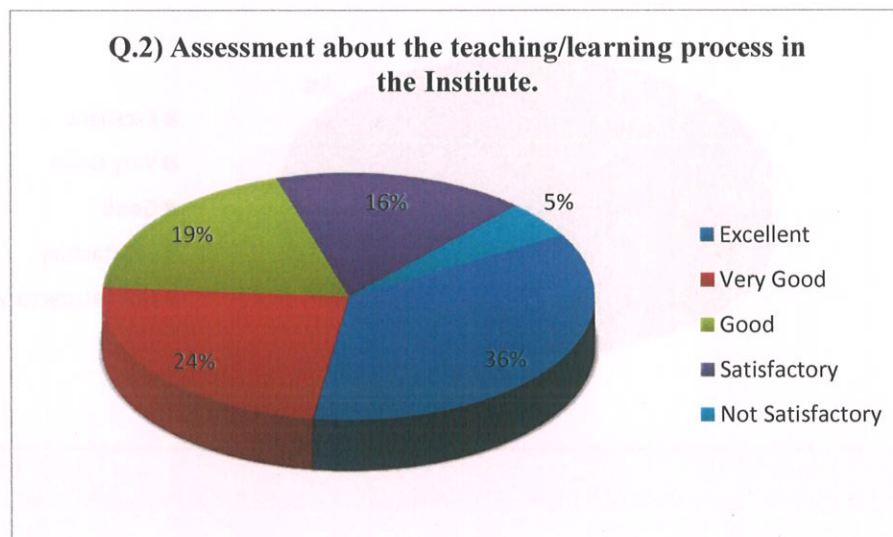
Q.1) Your opinion about the academic standard of the Institute.

	Grade	No. of Parents	Percentage
Q.1)	Excellent	16	38.10%
	Very Good	12	28.57%
	Good	8	19.05%
	Satisfactory	4	9.52%
	Not Satisfactory	2	4.76%



Q.2) Assessment about the teaching/learning process in the Institute.

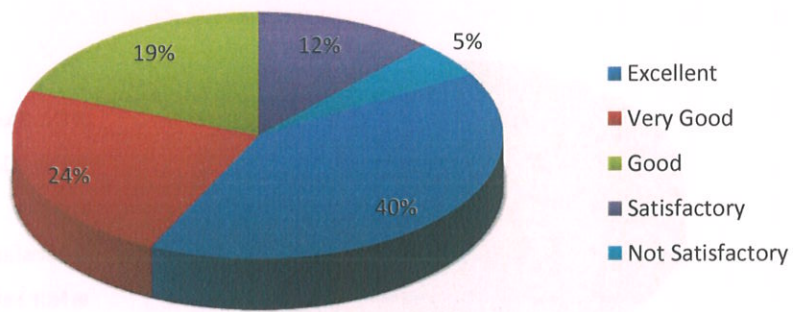
	Grade	No. of Parents	Percentage
Q.2)	Excellent	15	35.71%
	Very Good	10	23.81%
	Good	8	19.05%
	Satisfactory	7	16.67%
	Not Satisfactory	2	4.76%



Q.3) College have a satisfactory system of monitoring student's progress.

	Grade	No. of Parents	Percentage
Q.3)	Excellent	17	40.48%
	Very Good	10	23.81%
	Good	8	19.05%
	Satisfactory	5	11.90%
	Not Satisfactory	2	4.76%

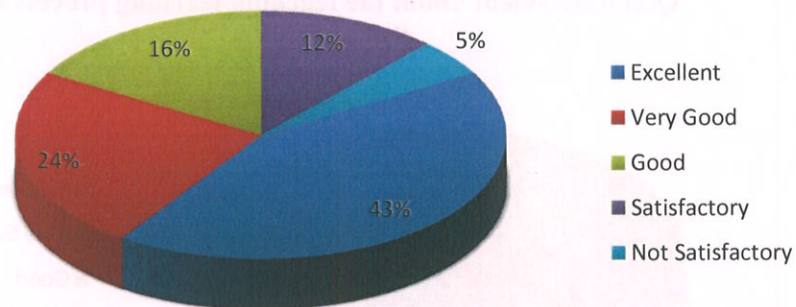
Q.3) College have a satisfactory system of monitoring student's progress



Q.4) The impact of teacher in motivating your ward.

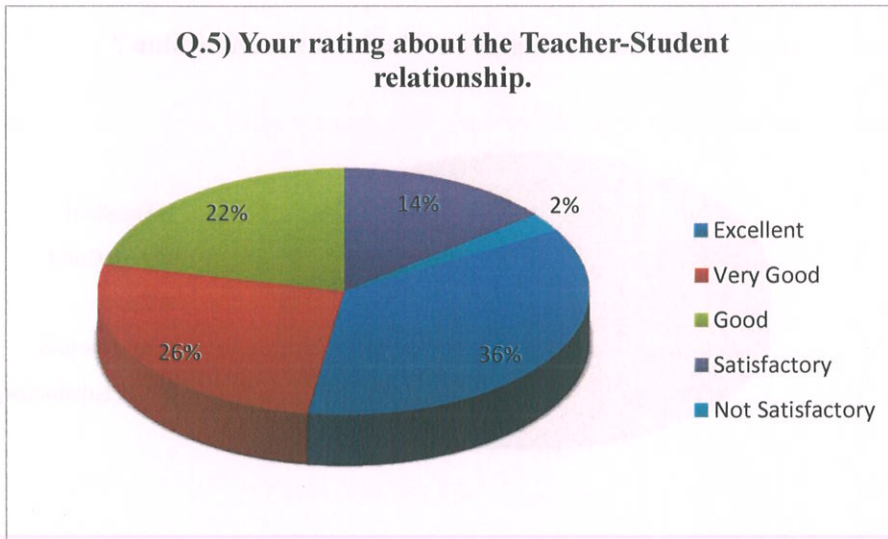
	Grade	No. of Parents	Percentage
Q.4)	Excellent	18	42.86%
	Very Good	10	23.81%
	Good	7	16.67%
	Satisfactory	5	11.90%
	Not Satisfactory	2	4.76%

Q.4) The impact of teacher in motivating your ward.



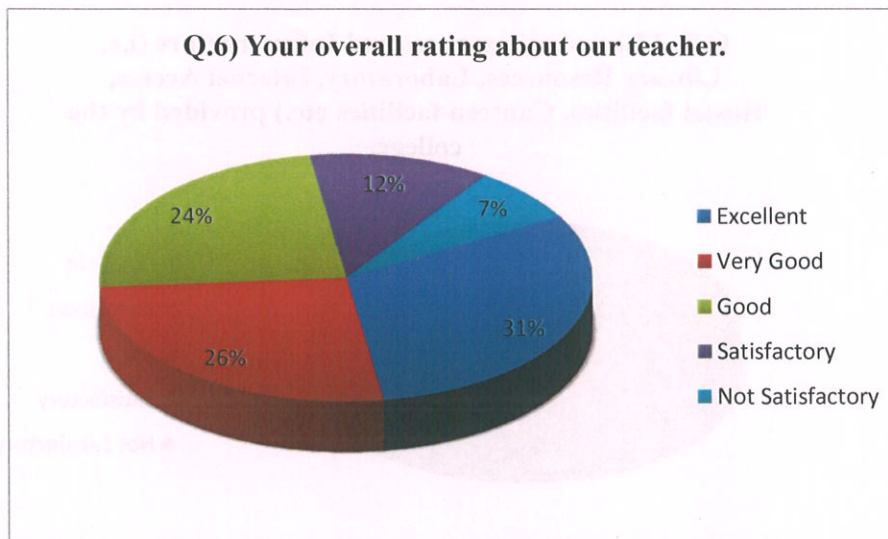
Q.5) Your rating about the Teacher-Student relationship.

	Grade	No. of Parents	Percentage
Q.5)	Excellent	15	35.71%
	Very Good	11	26.19%
	Good	9	21.43%
	Satisfactory	6	14.29%
	Not Satisfactory	1	2.38%



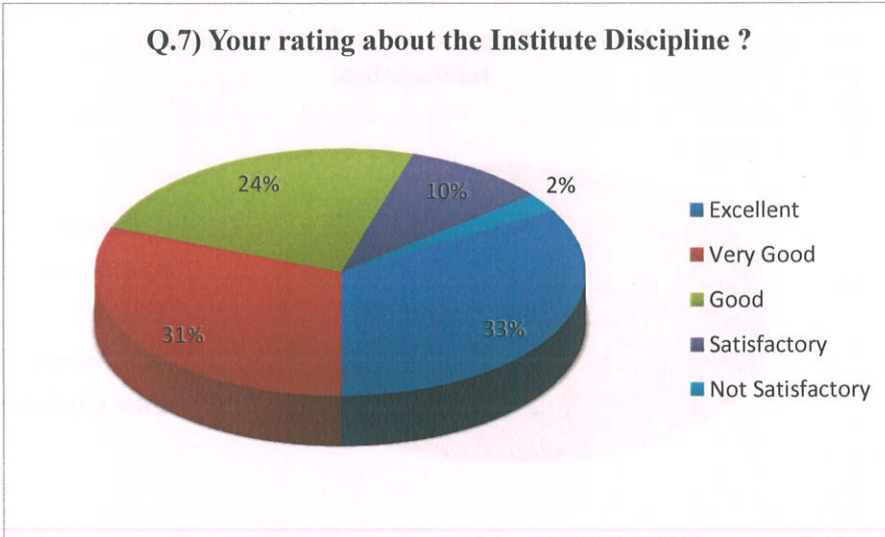
Q.6) Your overall rating about our teacher.

	Grade	No. of Parents	Percentage
Q.6)	Excellent	13	30.95%
	Very Good	11	26.19%
	Good	10	23.81%
	Satisfactory	5	11.90%
	Not Satisfactory	3	7.14%



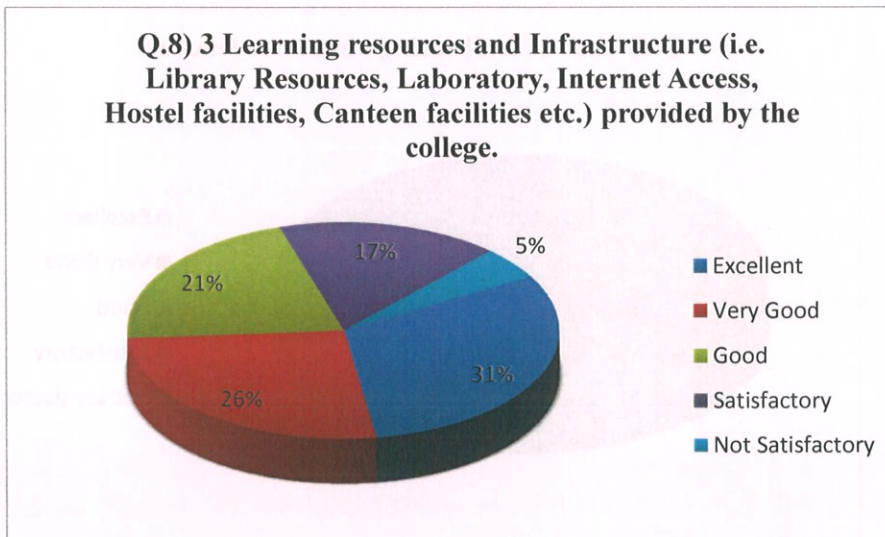
Q.7) Your rating about the Institute Discipline?

	Grade	No. of Parents	Percentage
Q.7)	Excellent	14	33.33%
	Very Good	13	30.95%
	Good	10	23.81%
	Satisfactory	4	9.52%
	Not Satisfactory	1	2.38%



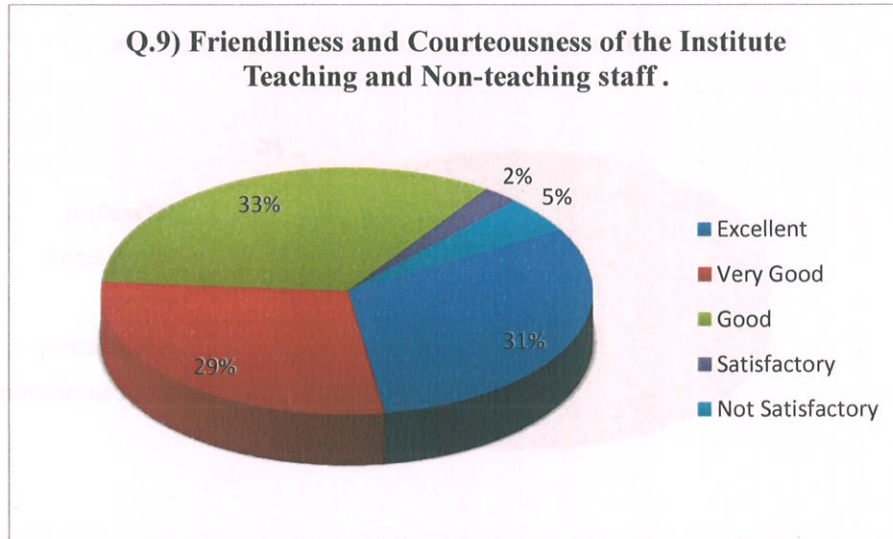
Q.8) 3 Learning resources and Infrastructure (i.e. Library Resources, Laboratory, Internet Access, Hostel facilities, Canteen facilities etc.) provided by the college.

	Grade	No. of Parents	Percentage
Q.8)	Excellent	13	30.95%
	Very Good	11	26.19%
	Good	9	21.43%
	Satisfactory	7	16.67%
	Not Satisfactory	2	4.76%



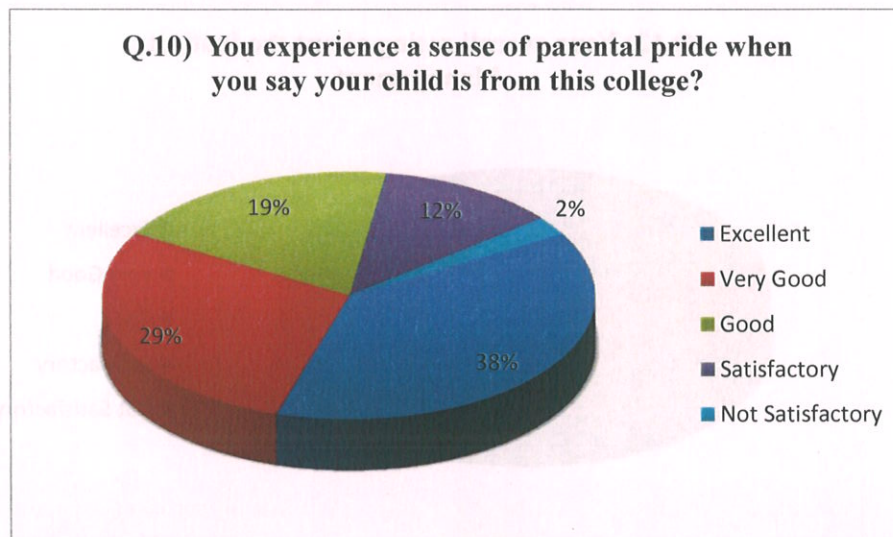
Q.9) Friendliness and Courteousness of the Institute Teaching and Non-teaching staff.

	Grade	No. of Parents	Percentage
Q.9)	Excellent	13	30.95%
	Very Good	12	28.57%
	Good	14	33.33%
	Satisfactory	1	2.38%
	Not Satisfactory	2	4.76%



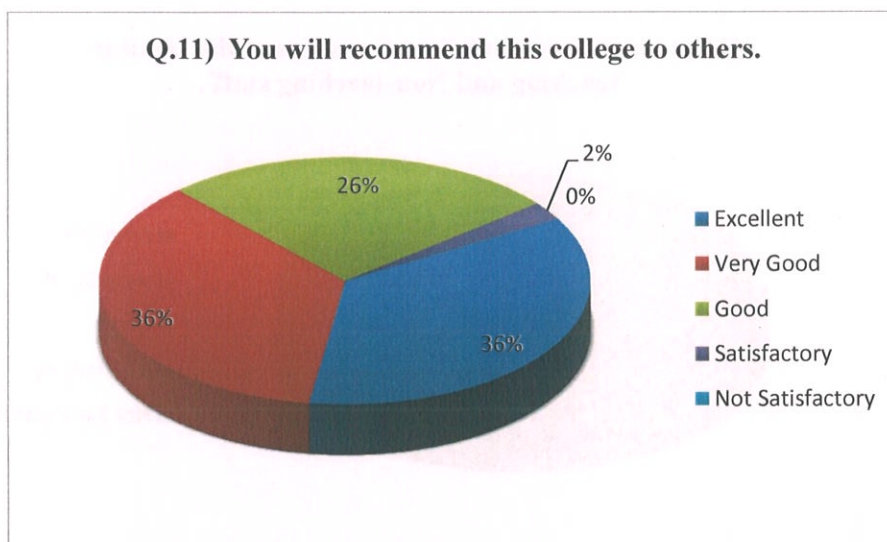
Q.10) You experience a sense of parental pride when you say your child is from this college?

	Grade	No. of Parents	Percentage
Q.10)	Excellent	16	38.10%
	Very Good	12	28.57%
	Good	8	19.05%
	Satisfactory	5	11.90%
	Not Satisfactory	1	2.38%



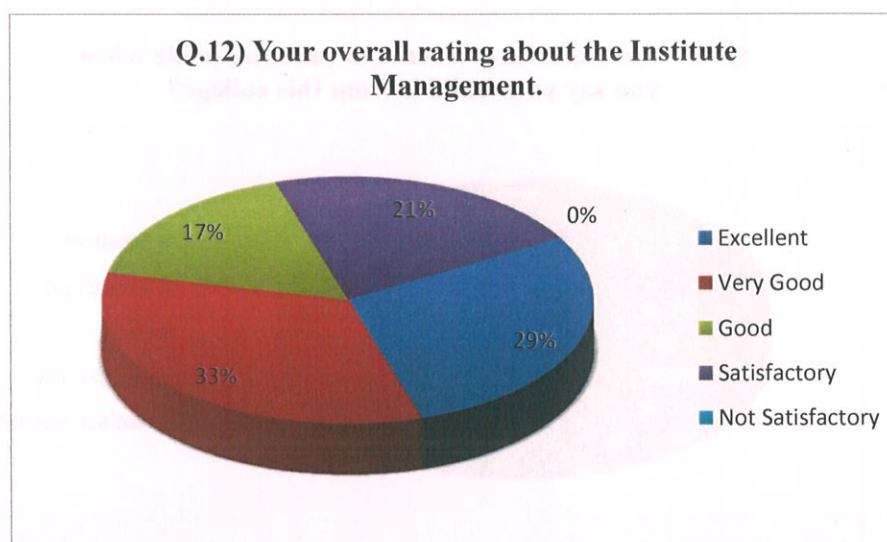
Q.11) You will recommend this college to others.

	Grade	No. of Parents	Percentage
Q.11)	Excellent	15	35.71%
	Very Good	15	35.71%
	Good	11	26.19%
	Satisfactory	1	2.38%
	Not Satisfactory	0	0.00%



Q.12) Your overall rating about the Institute Management.

	Grade	No. of Parents	Percentage
Q.12)	Excellent	12	28.57%
	Very Good	14	33.33%
	Good	7	16.67%
	Satisfactory	9	21.43%
	Not Satisfactory	0	0.00%

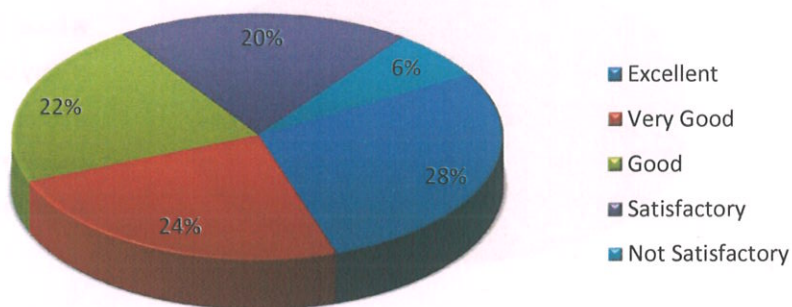


NAME OF THE DEPARTMENT: HISTORY

Q.1) Your opinion about the academic standard of the Institute.

	Grade	No. of Parents	Percentage
Q.1)	Excellent	13	28.26%
	Very Good	11	23.91%
	Good	10	21.74%
	Satisfactory	9	19.57%
	Not Satisfactory	3	6.52%

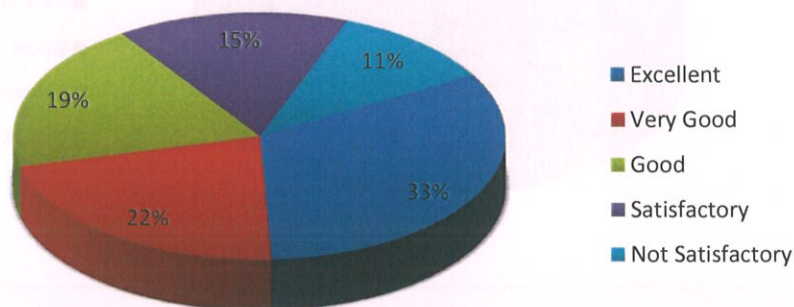
Q.1) Your opinion about the academic standard of the Institute.



Q.2) Assessment about the teaching/learning process in the Institute.

	Grade	No. of Parents	Percentage
Q.2)	Excellent	15	32.61%
	Very Good	10	21.74%
	Good	9	19.57%
	Satisfactory	7	15.22%
	Not Satisfactory	5	10.87%

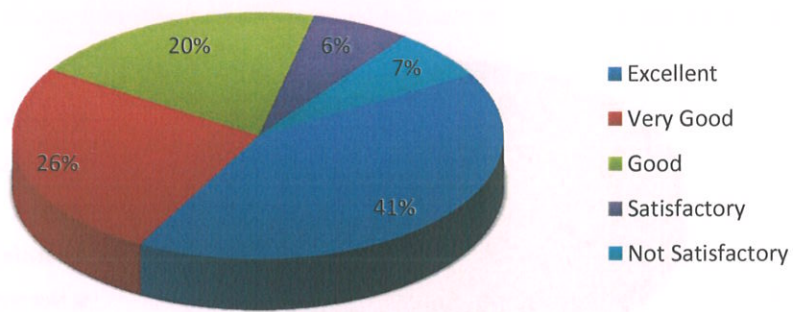
Q.2) Assessment about the teaching/learning process in the Institute.



Q.3) College have a satisfactory system of monitoring student's progress.

	Grade	No. of Parents	Percentage
Q.3)	Excellent	19	41.30%
	Very Good	12	26.09%
	Good	9	19.57%
	Satisfactory	3	6.52%
	Not Satisfactory	3	6.52%

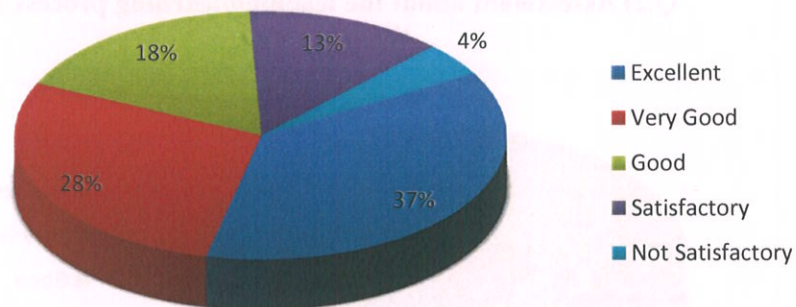
Q.3) College have a satisfactory system of monitoring student's progress



Q.4) The impact of teacher in motivating your ward.

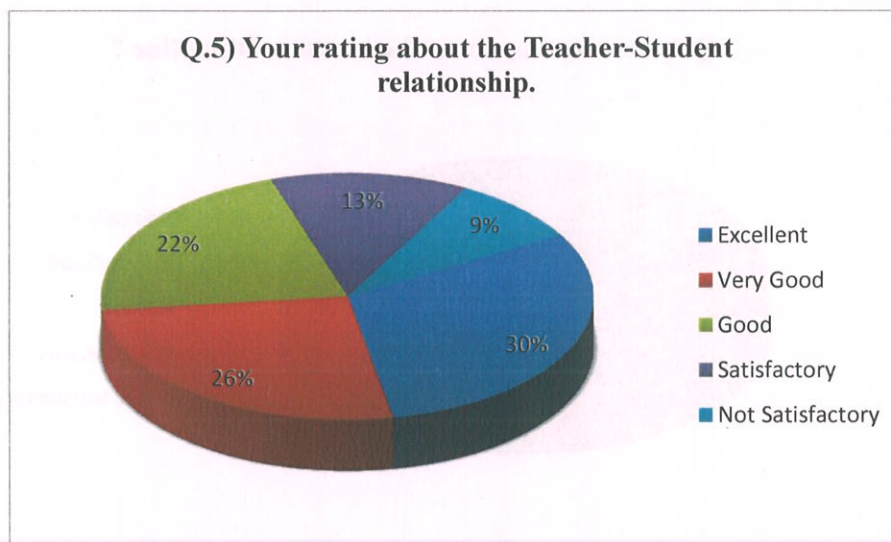
	Grade	No. of Parents	Percentage
Q.4)	Excellent	17	36.96%
	Very Good	13	28.26%
	Good	8	17.39%
	Satisfactory	6	13.04%
	Not Satisfactory	2	4.35%

Q.4) The impact of teacher in motivating your ward.



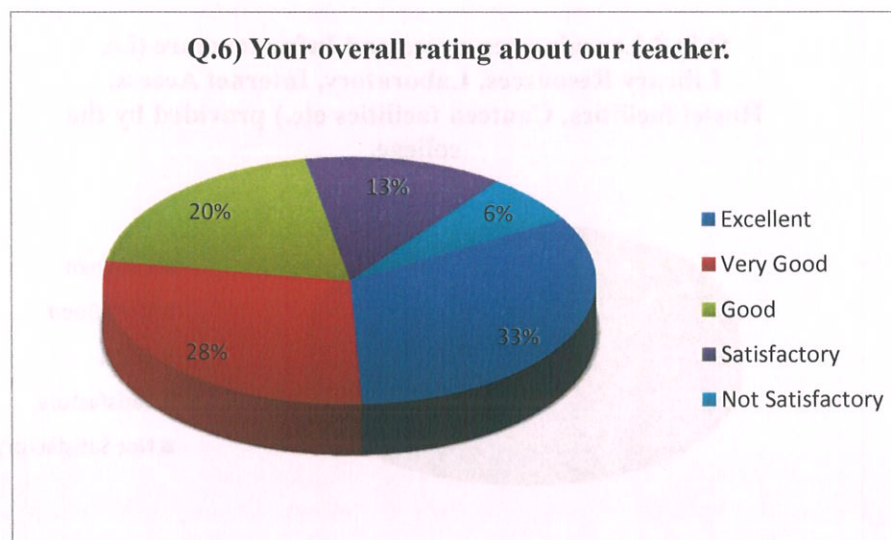
Q.5) Your rating about the Teacher-Student relationship.

	Grade	No. of Parents	Percentage
Q.5)	Excellent	14	30.43%
	Very Good	12	26.09%
	Good	10	21.74%
	Satisfactory	6	13.04%
	Not Satisfactory	4	8.70%



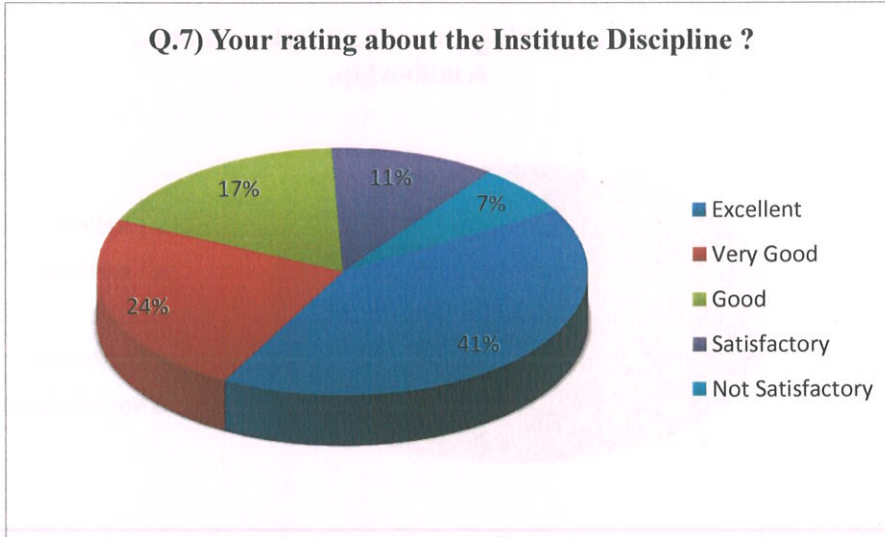
Q.6) Your overall rating about our teacher.

	Grade	No. of Parents	Percentage
Q.6)	Excellent	15	32.61%
	Very Good	13	28.26%
	Good	9	19.57%
	Satisfactory	6	13.04%
	Not Satisfactory	3	6.52%



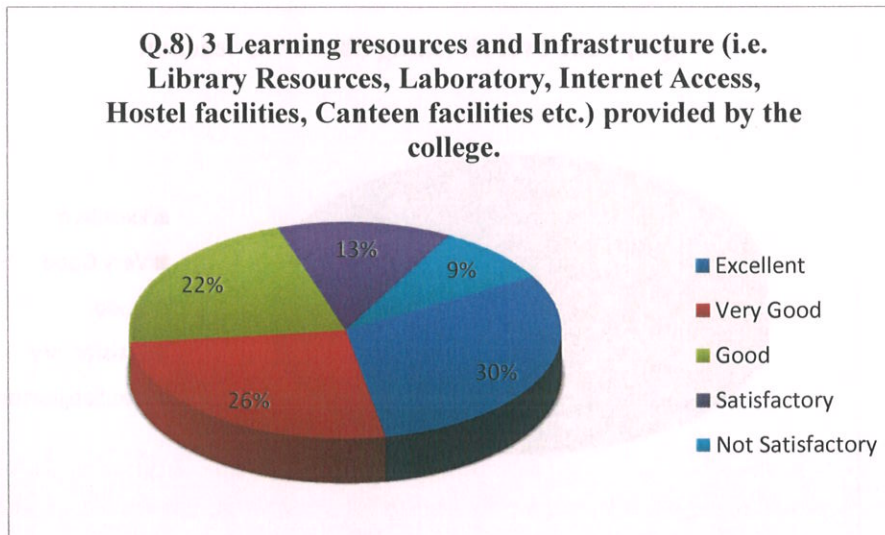
Q.7) Your rating about the Institute Discipline?

	Grade	No. of Parents	Percentage
Q.7)	Excellent	19	41.30%
	Very Good	11	23.91%
	Good	8	17.39%
	Satisfactory	5	10.87%
	Not Satisfactory	3	6.52%



Q.8) 3 Learning resources and Infrastructure (i.e. Library Resources, Laboratory, Internet Access, Hostel facilities, Canteen facilities etc.) provided by the college.

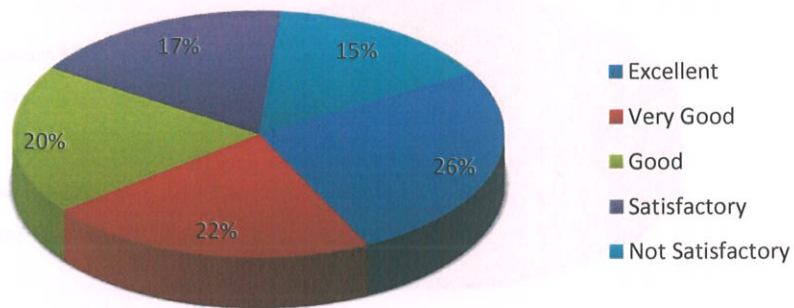
	Grade	No. of Parents	Percentage
Q.8)	Excellent	14	30.43%
	Very Good	12	26.09%
	Good	10	21.74%
	Satisfactory	6	13.04%
	Not Satisfactory	4	8.70%



Q.9) Friendliness and Courteousness of the Institute Teaching and Non-teaching staff.

	Grade	No. of Parents	Percentage
Q.9)	Excellent	12	26.09%
	Very Good	10	21.74%
	Good	9	19.57%
	Satisfactory	8	17.39%
	Not Satisfactory	7	15.22%

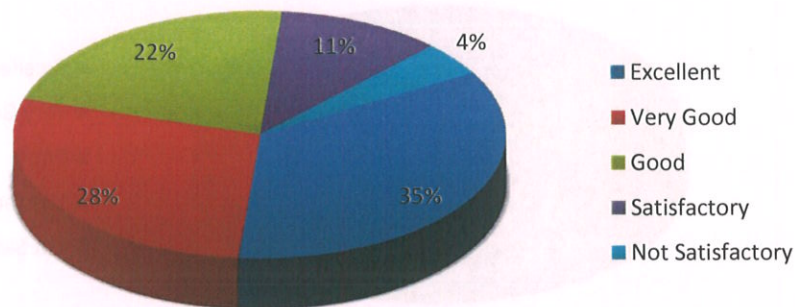
Q.9) Friendliness and Courteousness of the Institute Teaching and Non-teaching staff .



Q.10) You experience a sense of parental pride when you say your child is from this college?

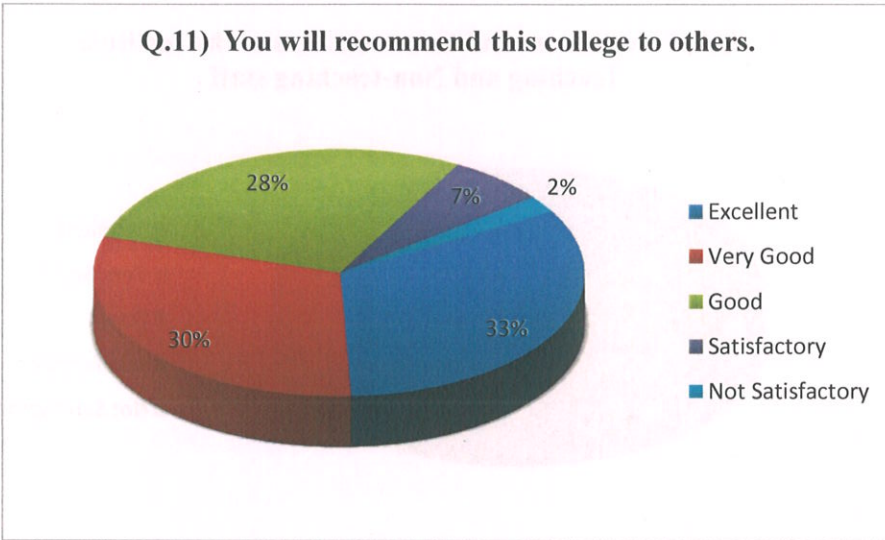
	Grade	No. of Parents	Percentage
Q.10)	Excellent	16	34.78%
	Very Good	13	28.26%
	Good	10	21.74%
	Satisfactory	5	10.87%
	Not Satisfactory	2	4.35%

Q.10) You experience a sense of parental pride when you say your child is from this college?



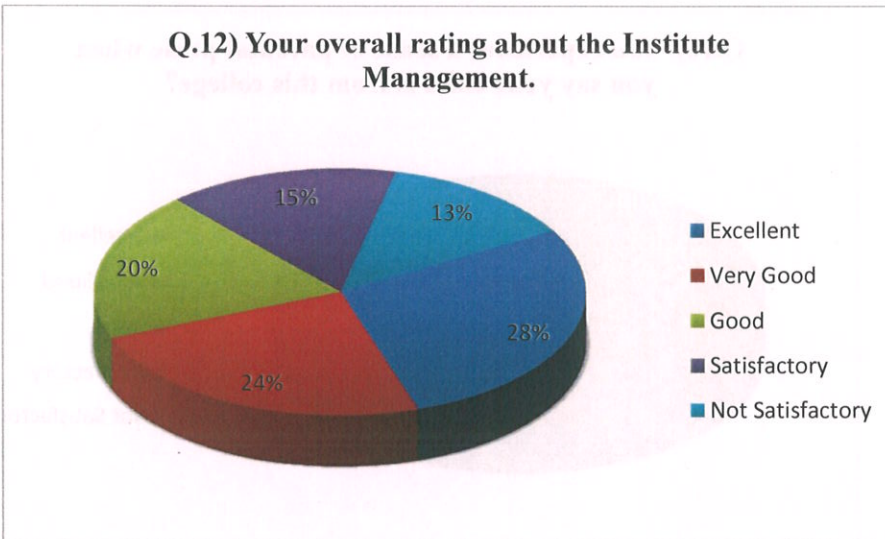
Q.11) You will recommend this college to others.

	Grade	No. of Parents	Percentage
Q.11)	Excellent	15	32.61%
	Very Good	14	30.43%
	Good	13	28.26%
	Satisfactory	3	6.52%
	Not Satisfactory	1	2.17%



Q.12) Your overall rating about the Institute Management.

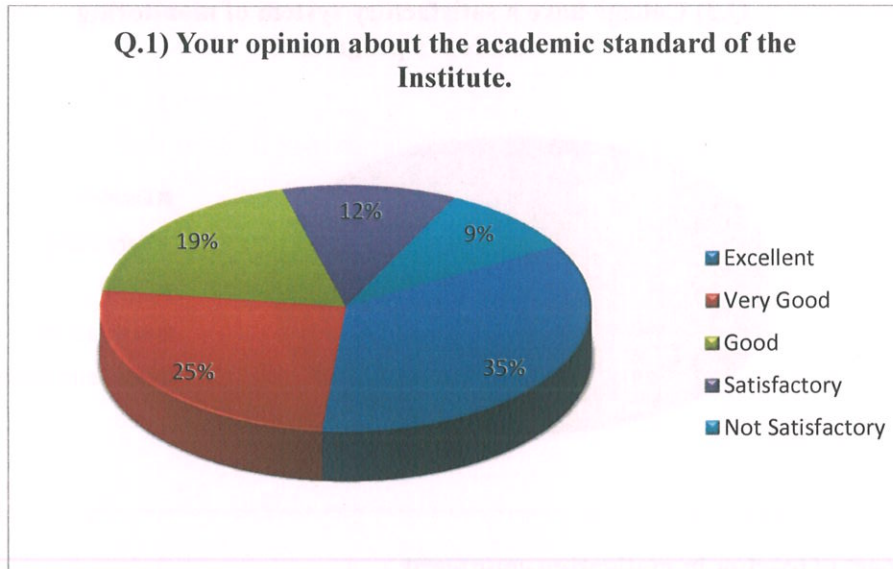
	Grade	No. of Parents	Percentage
Q.12)	Excellent	13	28.26%
	Very Good	11	23.91%
	Good	9	19.57%
	Satisfactory	7	15.22%
	Not Satisfactory	6	13.04%



NAME OF THE DEPARTMENT: MATHEMATICS

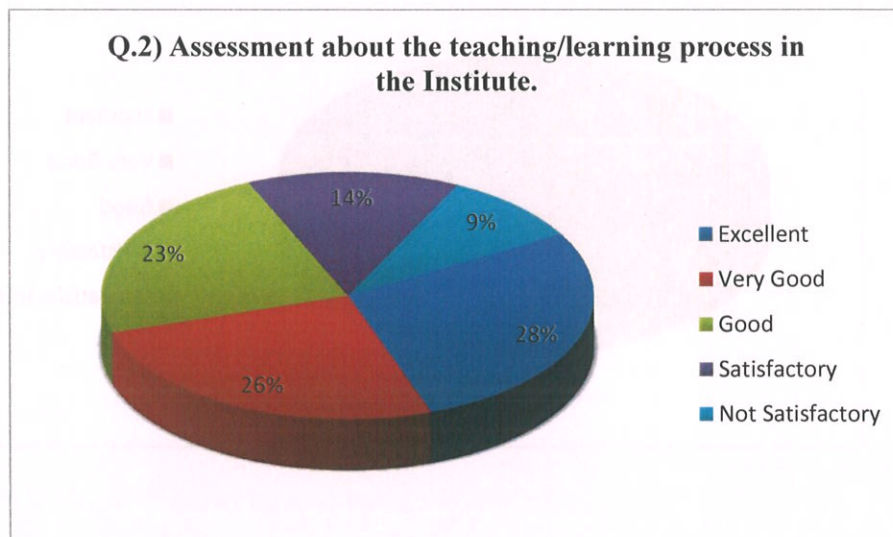
Q.1) Your opinion about the academic standard of the Institute.

	Grade	No. of Parents	Percentage
Q.1)	Excellent	15	34.88%
	Very Good	11	25.58%
	Good	8	18.60%
	Satisfactory	5	11.63%
	Not Satisfactory	4	9.30%



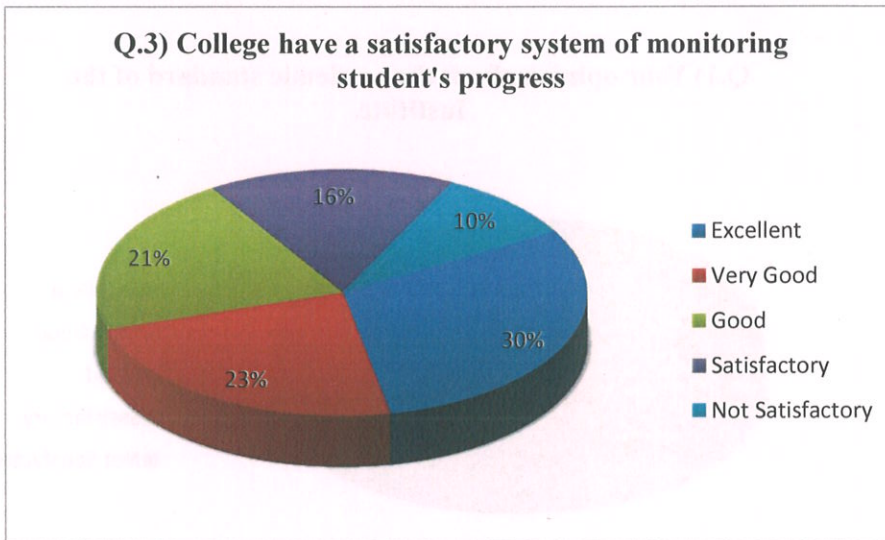
Q.2) Assessment about the teaching/learning process in the Institute.

	Grade	No. of Parents	Percentage
Q.2)	Excellent	12	27.91%
	Very Good	11	25.58%
	Good	10	23.26%
	Satisfactory	6	13.95%
	Not Satisfactory	4	9.30%



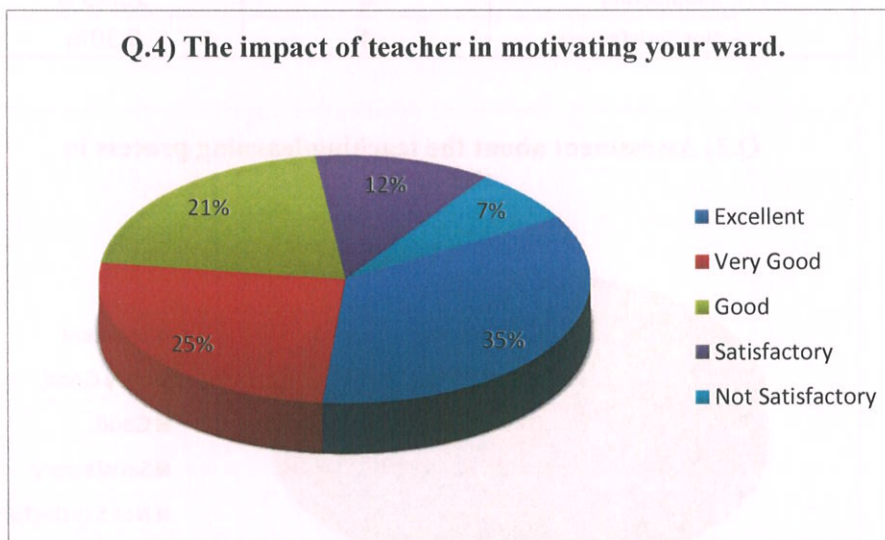
Q.3) College have a satisfactory system of monitoring student's progress.

	Grade	No. of Parents	Percentage
Q.3)	Excellent	13	30.23%
	Very Good	10	23.26%
	Good	9	20.93%
	Satisfactory	7	16.28%
	Not Satisfactory	4	9.30%



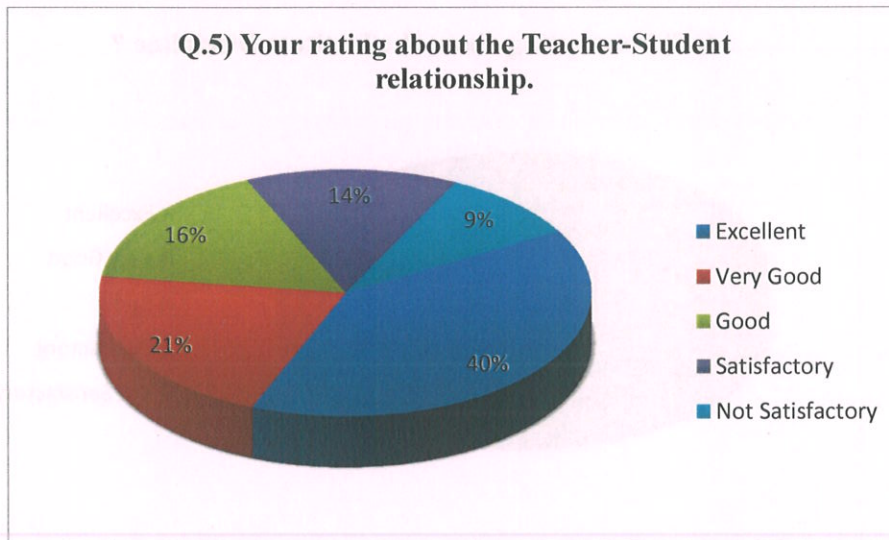
Q.4) The impact of teacher in motivating your ward.

	Grade	No. of Parents	Percentage
Q.4)	Excellent	15	34.88%
	Very Good	11	25.58%
	Good	9	20.93%
	Satisfactory	5	11.63%
	Not Satisfactory	3	6.98%



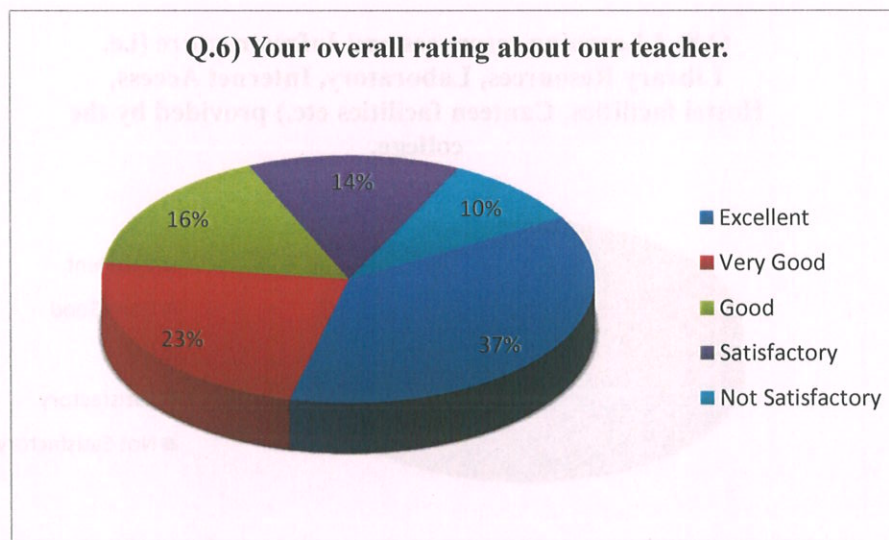
Q.5) Your rating about the Teacher-Student relationship.

	Grade	No. of Parents	Percentage
Q.5)	Excellent	17	39.53%
	Very Good	9	20.93%
	Good	7	16.28%
	Satisfactory	6	13.95%
	Not Satisfactory	4	9.30%



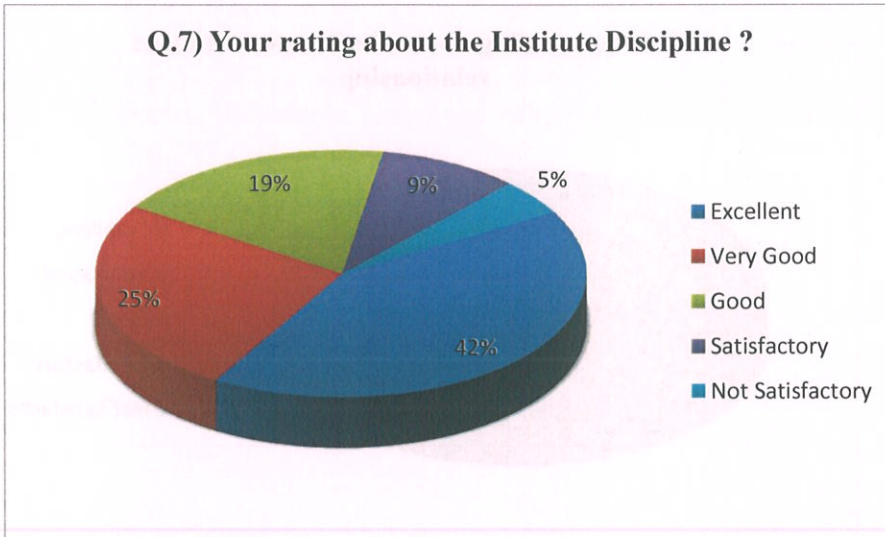
Q.6) Your overall rating about our teacher.

	Grade	No. of Parents	Percentage
Q.6)	Excellent	16	37.21%
	Very Good	10	23.26%
	Good	7	16.28%
	Satisfactory	6	13.95%
	Not Satisfactory	4	9.30%



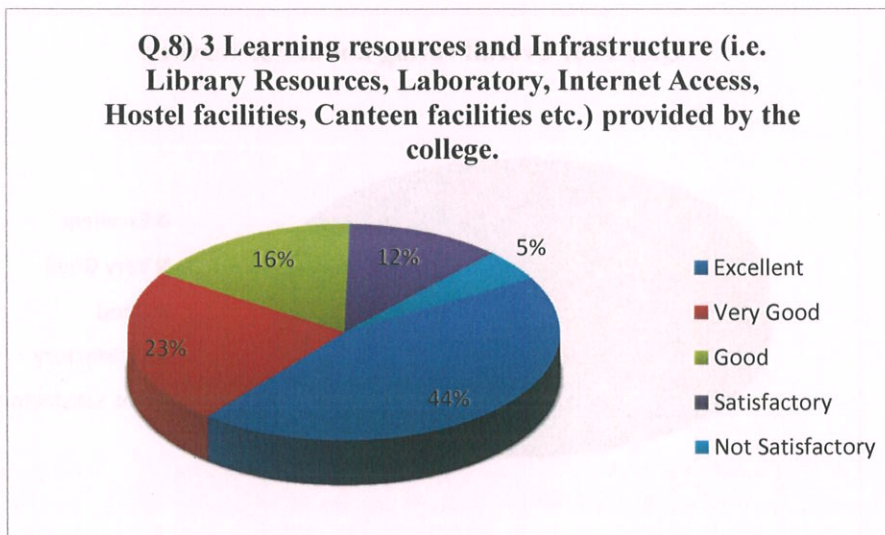
Q.7) Your rating about the Institute Discipline?

	Grade	No. of Parents	Percentage
Q.7)	Excellent	18	41.86%
	Very Good	11	25.58%
	Good	8	18.60%
	Satisfactory	4	9.30%
	Not Satisfactory	2	4.65%



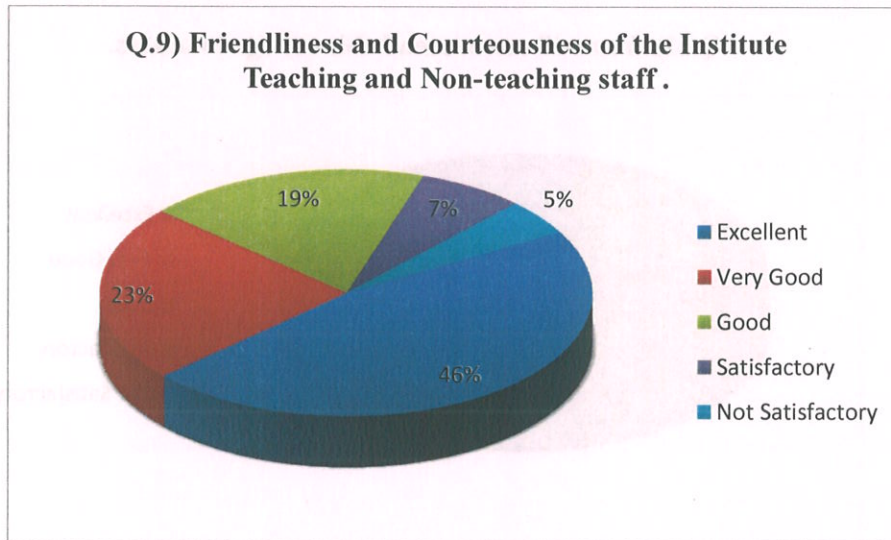
Q.8) 3 Learning resources and Infrastructure (i.e. Library Resources, Laboratory, Internet Access, Hostel facilities, Canteen facilities etc.) provided by the college.

	Grade	No. of Parents	Percentage
Q.8)	Excellent	19	44.19%
	Very Good	10	23.26%
	Good	7	16.28%
	Satisfactory	5	11.63%
	Not Satisfactory	2	4.65%



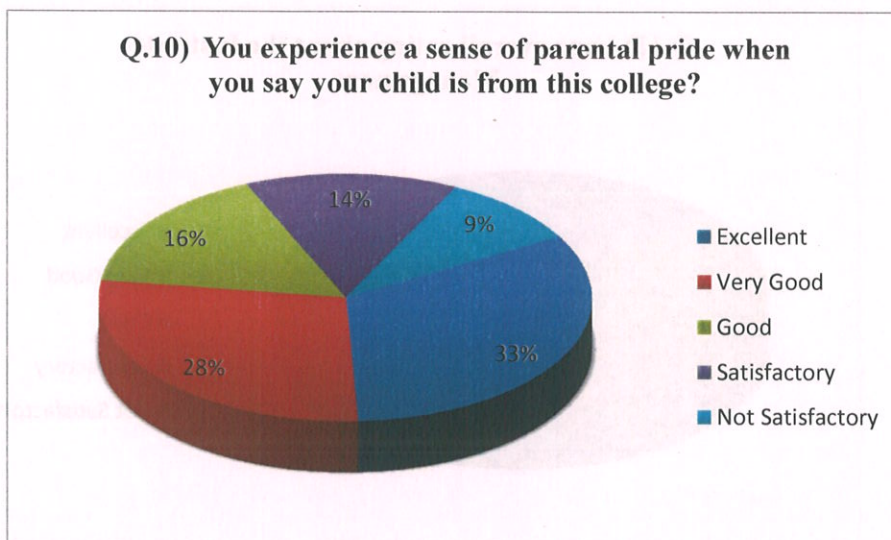
Q.9) Friendliness and Courteousness of the Institute Teaching and Non-teaching staff.

	Grade	No. of Parents	Percentage
Q.9)	Excellent	20	46.51%
	Very Good	10	23.26%
	Good	8	18.60%
	Satisfactory	3	6.98%
	Not Satisfactory	2	4.65%



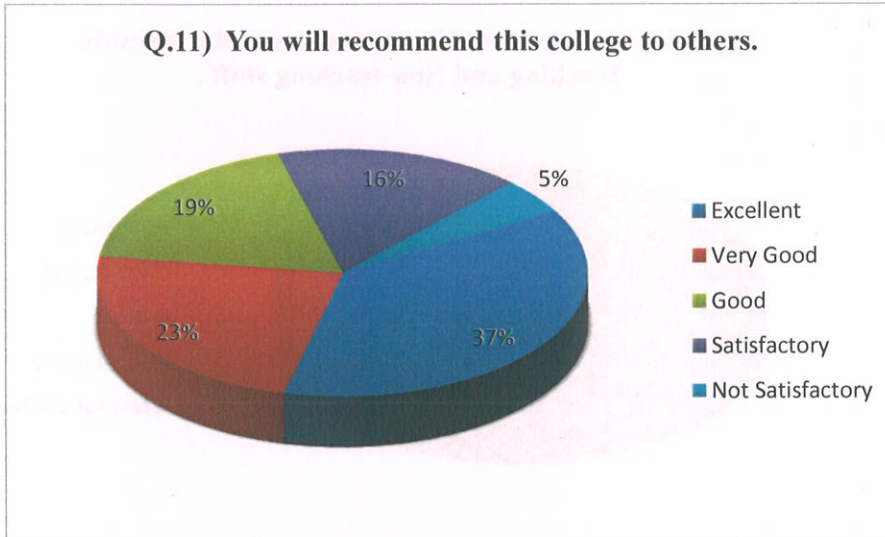
Q.10) You experience a sense of parental pride when you say your child is from this college?

	Grade	No. of Parents	Percentage
Q.10)	Excellent	14	32.56%
	Very Good	12	27.91%
	Good	7	16.28%
	Satisfactory	6	13.95%
	Not Satisfactory	4	9.30%



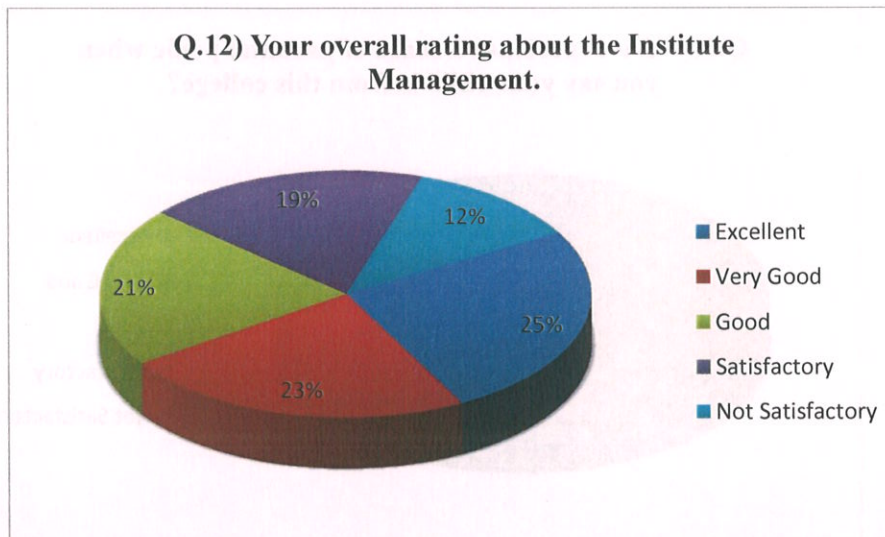
Q.11) You will recommend this college to others.

	Grade	No. of Parents	Percentage
Q.11)	Excellent	16	37.21%
	Very Good	10	23.26%
	Good	8	18.60%
	Satisfactory	7	16.28%
	Not Satisfactory	2	4.65%



Q.12) Your overall rating about the Institute Management.

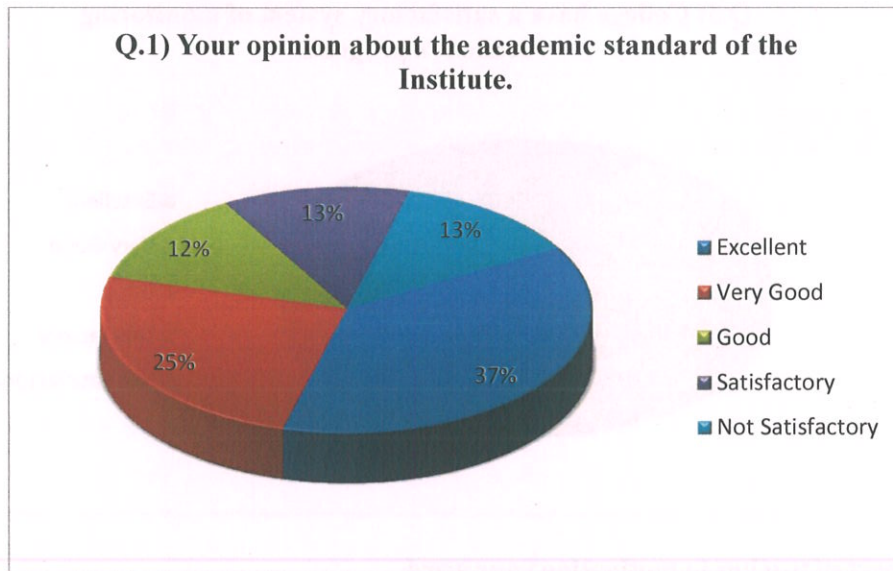
	Grade	No. of Parents	Percentage
Q.12)	Excellent	11	25.58%
	Very Good	10	23.26%
	Good	9	20.93%
	Satisfactory	8	18.60%
	Not Satisfactory	5	11.63%



NAME OF THE DEPARTMENT: MATHEMATICS WITH COMPUTER

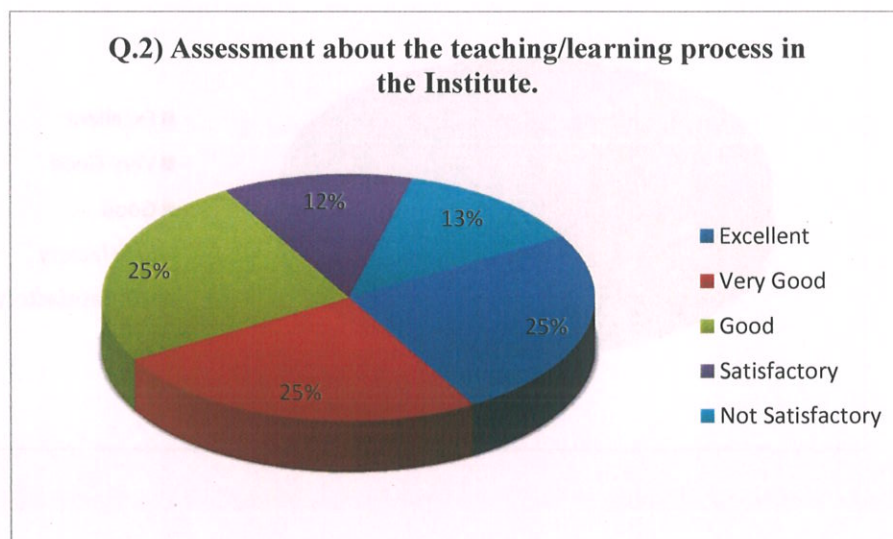
Q.1) Your opinion about the academic standard of the Institute.

	Grade	No. of Parents	Percentage
Q.1)	Excellent	3	37.50%
	Very Good	2	25.00%
	Good	1	12.50%
	Satisfactory	1	12.50%
	Not Satisfactory	1	12.50%



Q.2) Assessment about the teaching/learning process in the Institute.

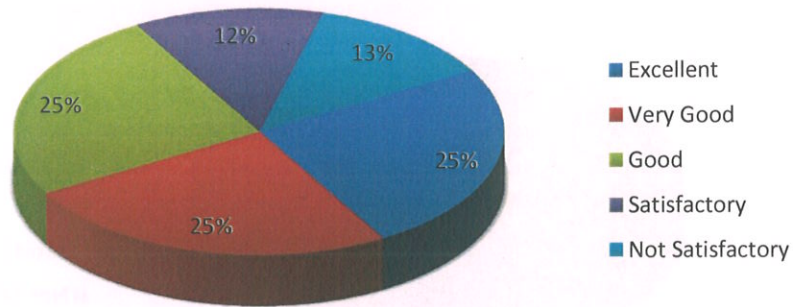
	Grade	No. of Parents	Percentage
Q.2)	Excellent	2	25.00%
	Very Good	2	25.00%
	Good	2	25.00%
	Satisfactory	1	12.50%
	Not Satisfactory	1	12.50%



Q.3) College have a satisfactory system of monitoring student's progress.

	Grade	No. of Parents	Percentage
Q.3)	Excellent	2	25.00%
	Very Good	2	25.00%
	Good	2	25.00%
	Satisfactory	1	12.50%
	Not Satisfactory	1	12.50%

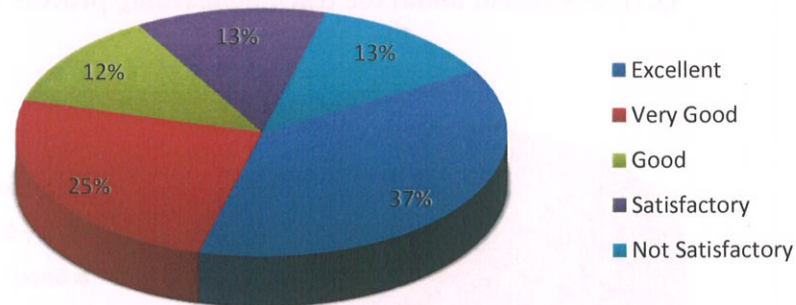
Q.3) College have a satisfactory system of monitoring student's progress



Q.4) The impact of teacher in motivating your ward.

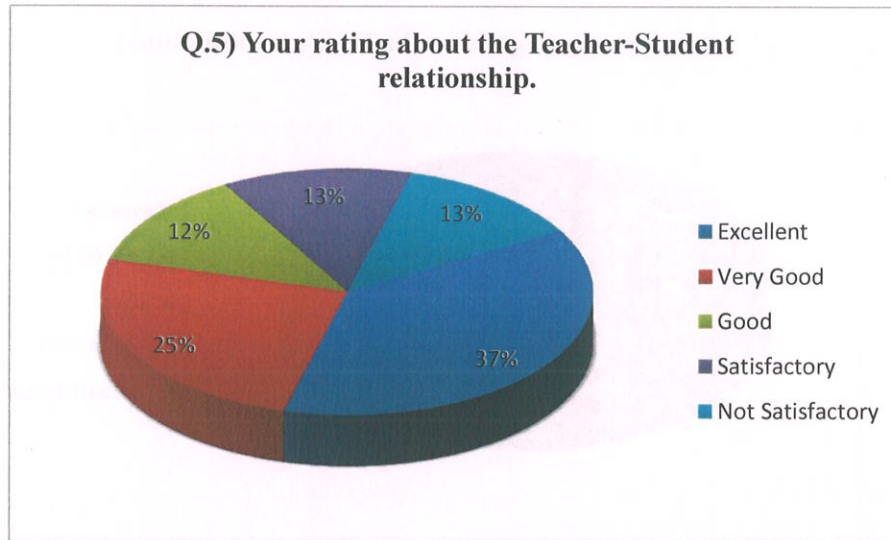
	Grade	No. of Parents	Percentage
Q.4)	Excellent	3	37.50%
	Very Good	2	25.00%
	Good	1	12.50%
	Satisfactory	1	12.50%
	Not Satisfactory	1	12.50%

Q.4) The impact of teacher in motivating your ward.



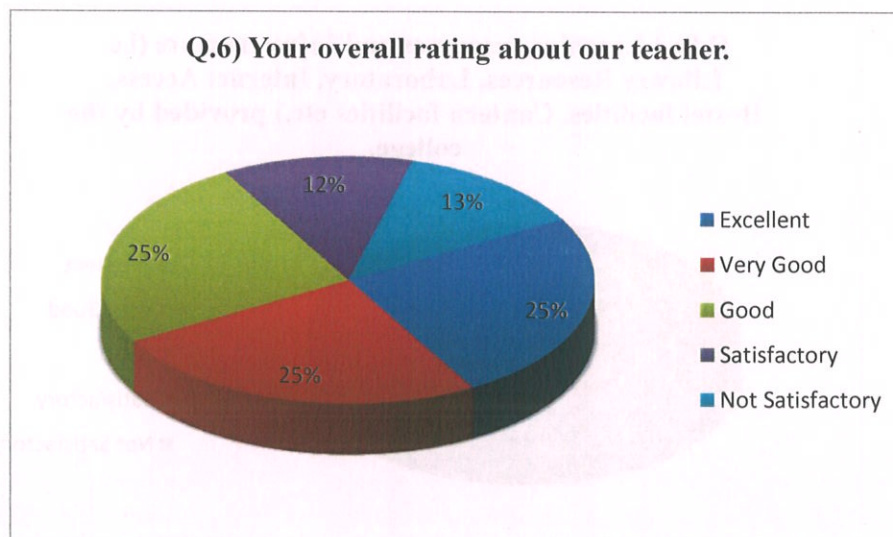
Q.5) Your rating about the Teacher-Student relationship.

	Grade	No. of Parents	Percentage
Q.5)	Excellent	3	37.50%
	Very Good	2	25.00%
	Good	1	12.50%
	Satisfactory	1	12.50%
	Not Satisfactory	1	12.50%



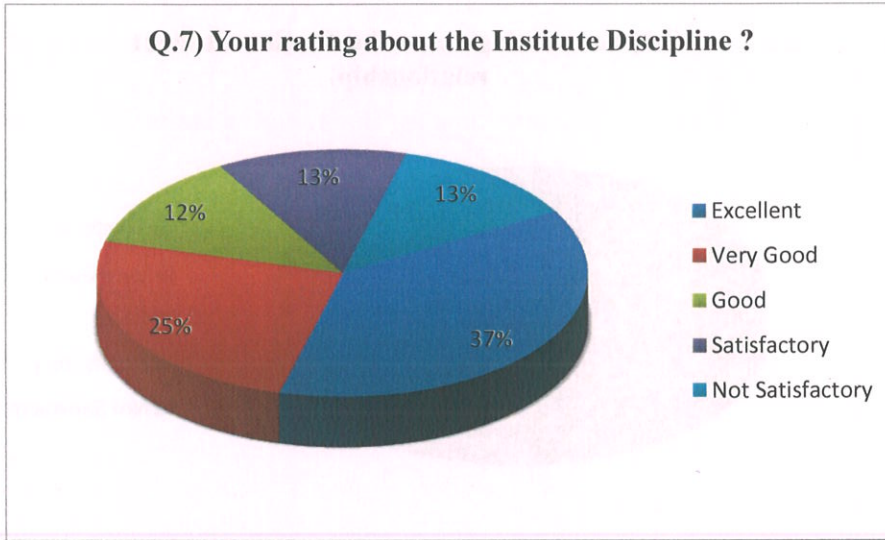
Q.6) Your overall rating about our teacher.

	Grade	No. of Parents	Percentage
Q.6)	Excellent	2	25.00%
	Very Good	2	25.00%
	Good	2	25.00%
	Satisfactory	1	12.50%
	Not Satisfactory	1	12.50%



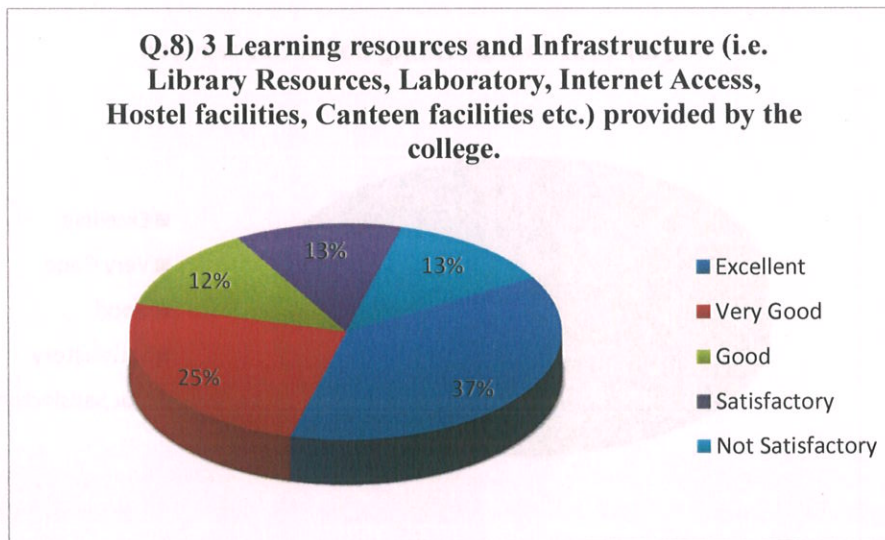
Q.7) Your rating about the Institute Discipline?

	Grade	No. of Parents	Percentage
Q.7)	Excellent	3	37.50%
	Very Good	2	25.00%
	Good	1	12.50%
	Satisfactory	1	12.50%
	Not Satisfactory	1	12.50%



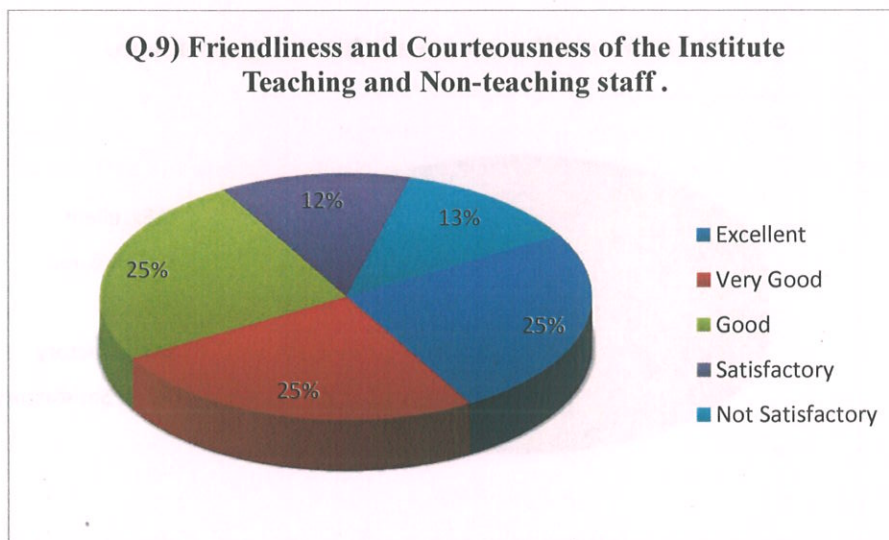
Q.8) 3 Learning resources and Infrastructure (i.e. Library Resources, Laboratory, Internet Access, Hostel facilities, Canteen facilities etc.) provided by the college.

	Grade	No. of Parents	Percentage
Q.8)	Excellent	3	37.50%
	Very Good	2	25.00%
	Good	1	12.50%
	Satisfactory	1	12.50%
	Not Satisfactory	1	12.50%



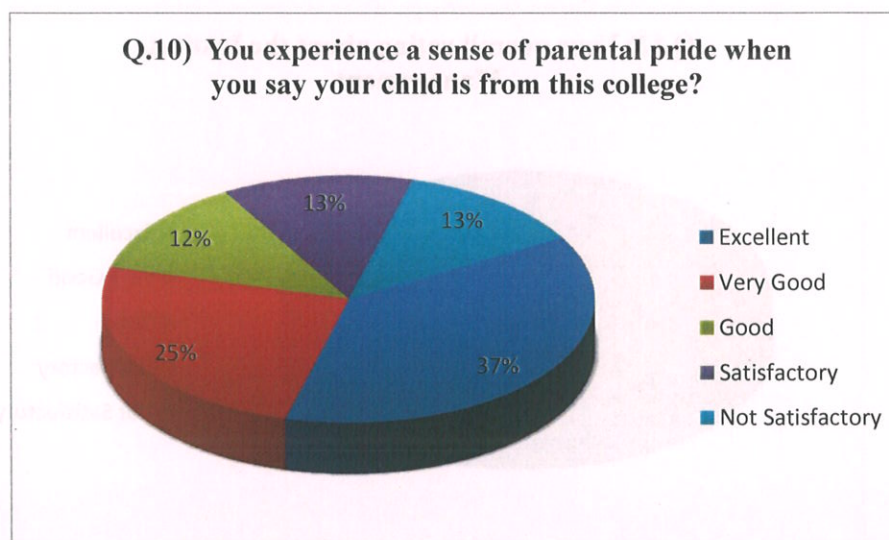
Q.9) Friendliness and Courteousness of the Institute Teaching and Non-teaching staff.

	Grade	No. of Parents	Percentage
Q.9)	Excellent	2	25.00%
	Very Good	2	25.00%
	Good	2	25.00%
	Satisfactory	1	12.50%
	Not Satisfactory	1	12.50%



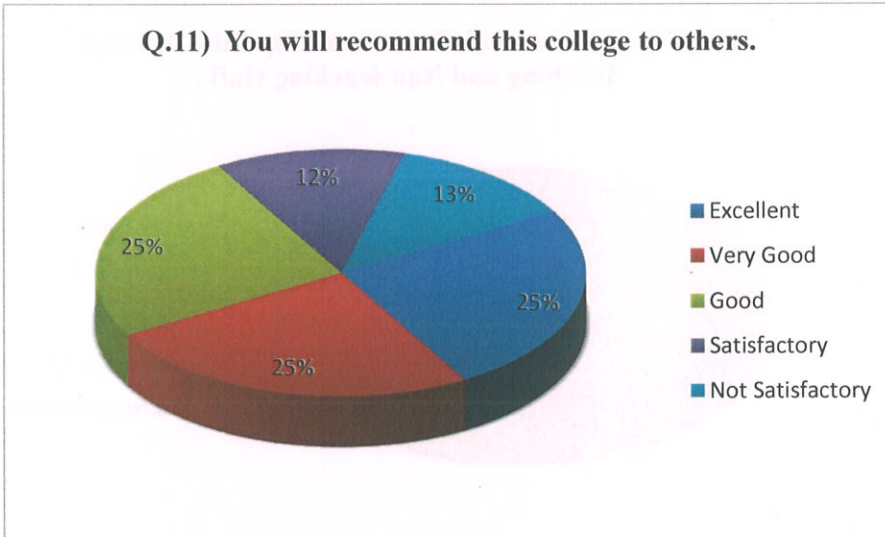
Q.10) You experience a sense of parental pride when you say your child is from this college?

	Grade	No. of Parents	Percentage
Q.10)	Excellent	3	37.50%
	Very Good	2	25.00%
	Good	1	12.50%
	Satisfactory	1	12.50%
	Not Satisfactory	1	12.50%



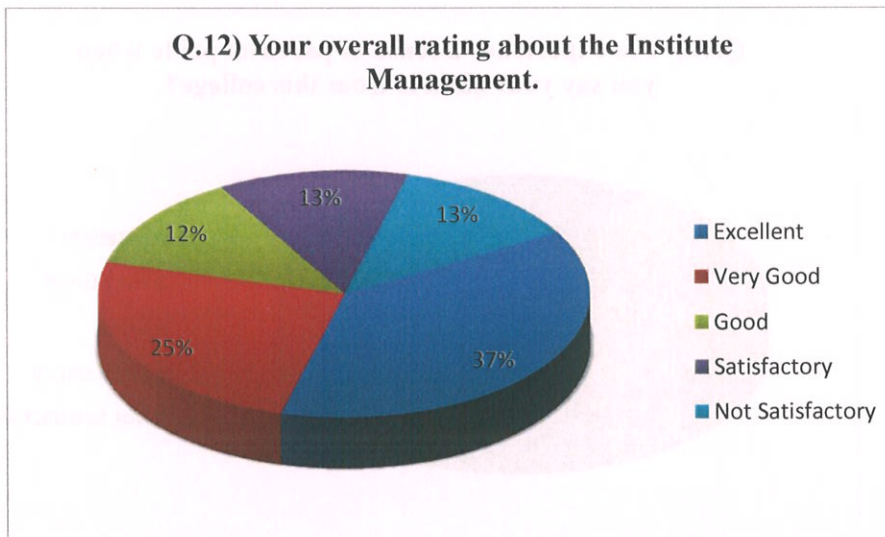
Q.11) You will recommend this college to others.

	Grade	No. of Parents	Percentage
Q.11)	Excellent	2	25.00%
	Very Good	2	25.00%
	Good	2	25.00%
	Satisfactory	1	12.50%
	Not Satisfactory	1	12.50%



Q.12) Your overall rating about the Institute Management.

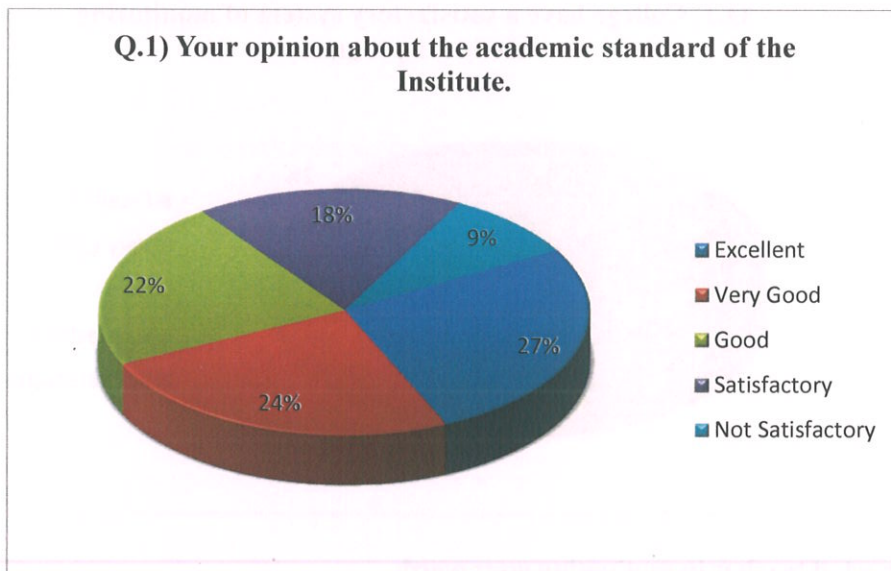
	Grade	No. of Parents	Percentage
Q.12)	Excellent	3	37.50%
	Very Good	2	25.00%
	Good	1	12.50%
	Satisfactory	1	12.50%
	Not Satisfactory	1	12.50%



NAME OF THE DEPARTMENT: ODIA

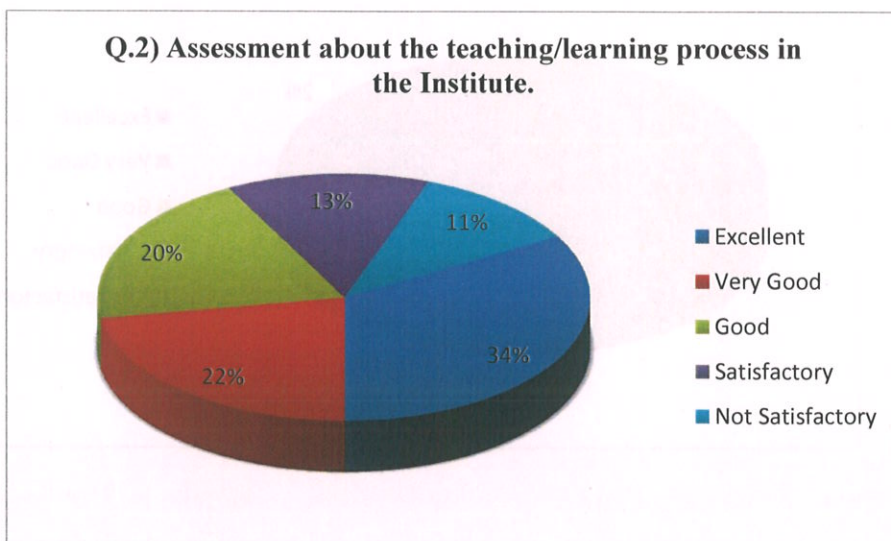
Q.1) Your opinion about the academic standard of the Institute.

	Grade	No. of Parents	Percentage
Q.1)	Excellent	12	26.67%
	Very Good	11	24.44%
	Good	10	22.22%
	Satisfactory	8	17.78%
	Not Satisfactory	4	8.89%



Q.2) Assessment about the teaching/learning process in the Institute.

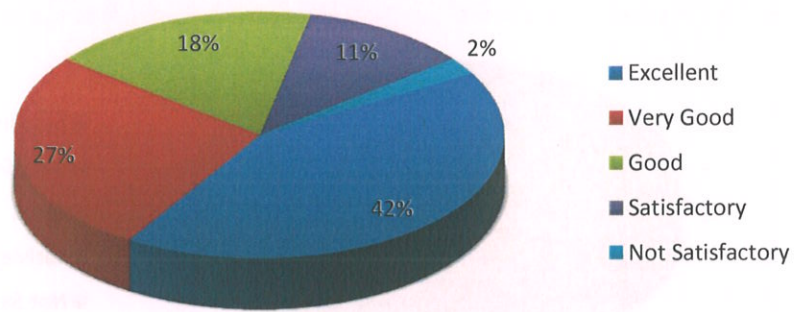
	Grade	No. of Parents	Percentage
Q.2)	Excellent	15	33.33%
	Very Good	10	22.22%
	Good	9	20.00%
	Satisfactory	6	13.33%
	Not Satisfactory	5	11.11%



Q.3) College have a satisfactory system of monitoring student's progress.

	Grade	No. of Parents	Percentage
Q.3)	Excellent	19	42.22%
	Very Good	12	26.67%
	Good	8	17.78%
	Satisfactory	5	11.11%
	Not Satisfactory	1	2.22%

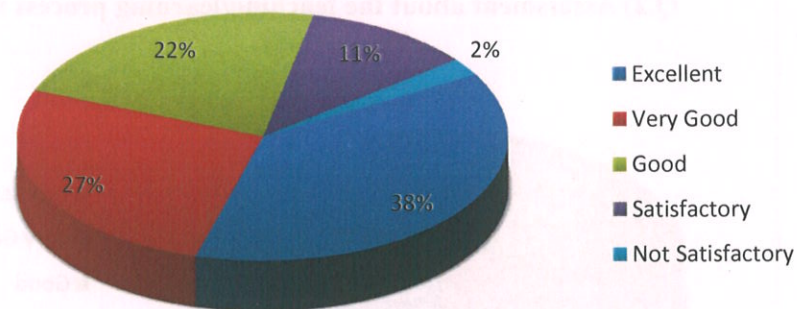
Q.3) College have a satisfactory system of monitoring student's progress



Q.4) The impact of teacher in motivating your ward.

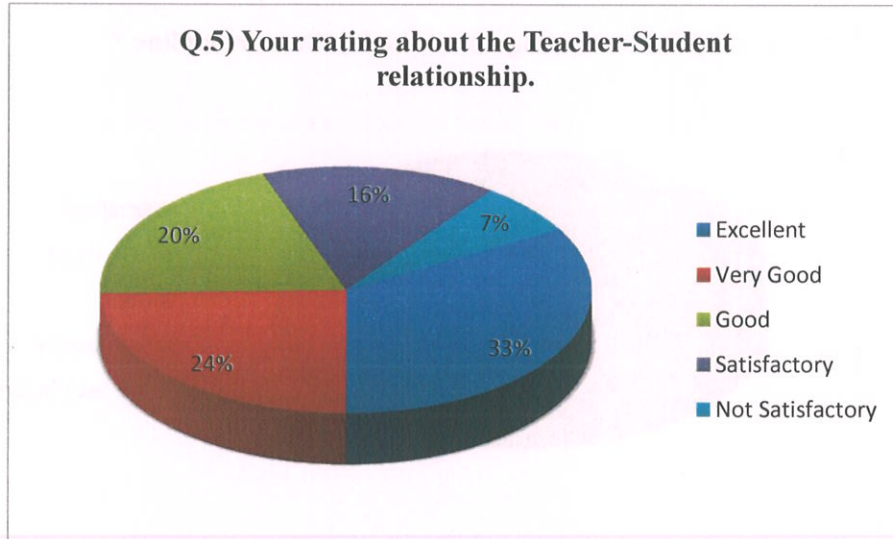
	Grade	No. of Parents	Percentage
Q.4)	Excellent	17	37.78%
	Very Good	12	26.67%
	Good	10	22.22%
	Satisfactory	5	11.11%
	Not Satisfactory	1	2.22%

Q.4) The impact of teacher in motivating your ward.



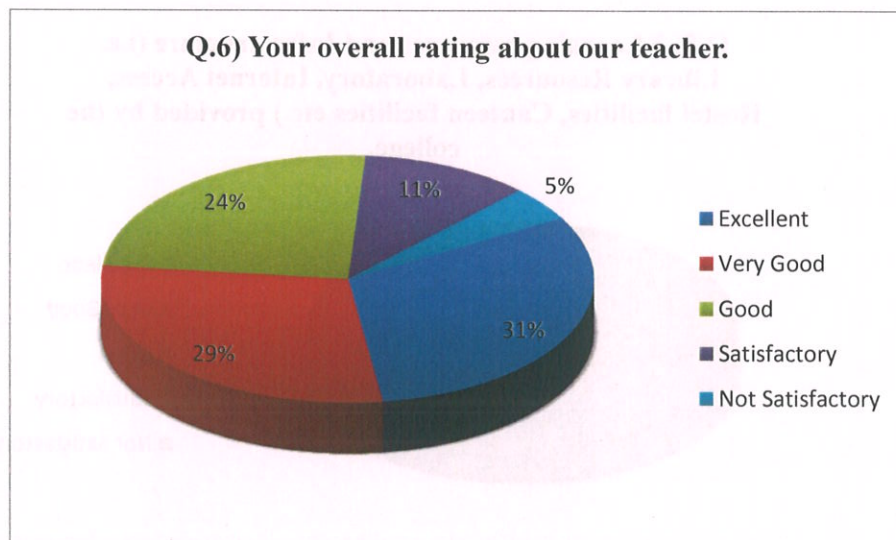
Q.5) Your rating about the Teacher-Student relationship.

	Grade	No. of Parents	Percentage
Q.5)	Excellent	15	33.33%
	Very Good	11	24.44%
	Good	9	20.00%
	Satisfactory	7	15.56%
	Not Satisfactory	3	6.67%



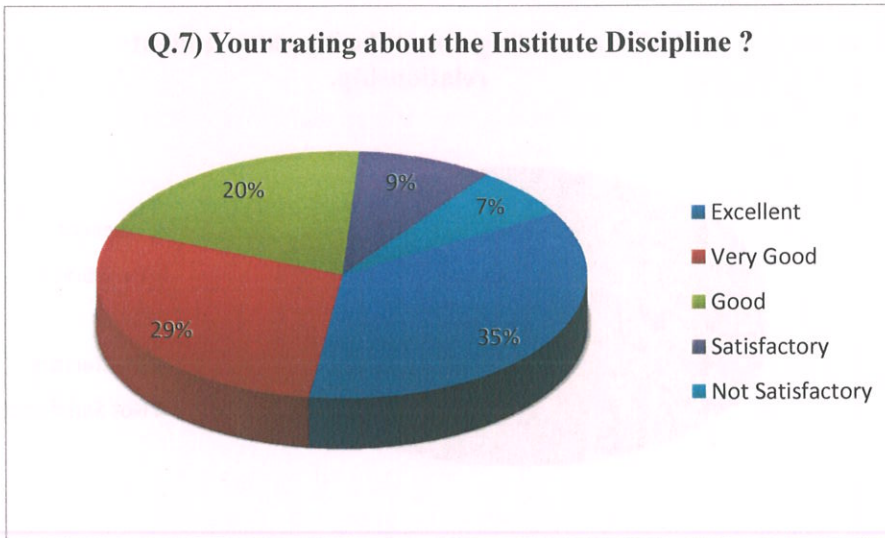
Q.6) Your overall rating about our teacher.

	Grade	No. of Parents	Percentage
Q.6)	Excellent	14	31.11%
	Very Good	13	28.89%
	Good	11	24.44%
	Satisfactory	5	11.11%
	Not Satisfactory	2	4.44%



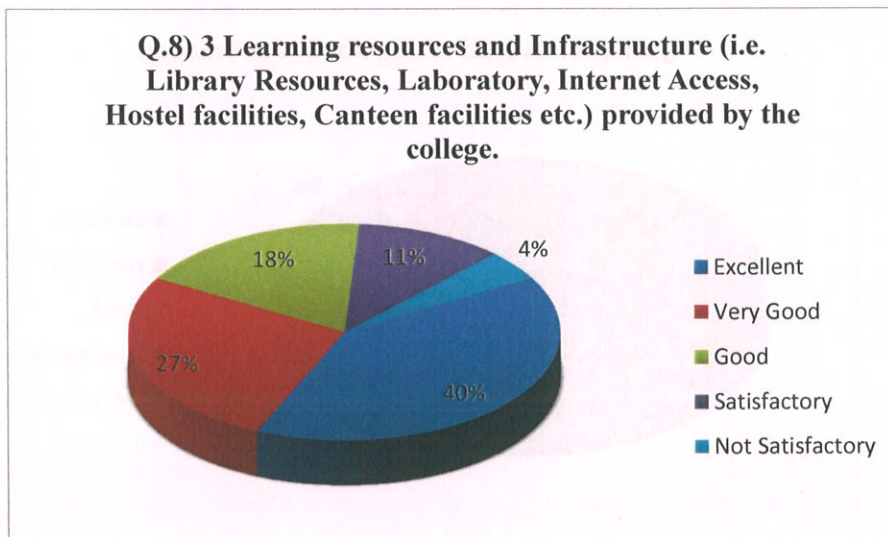
Q.7) Your rating about the Institute Discipline?

	Grade	No. of Parents	Percentage
Q.7)	Excellent	16	35.56%
	Very Good	13	28.89%
	Good	9	20.00%
	Satisfactory	4	8.89%
	Not Satisfactory	3	6.67%



Q.8) 3 Learning resources and Infrastructure (i.e. Library Resources, Laboratory, Internet Access, Hostel facilities, Canteen facilities etc.) provided by the college.

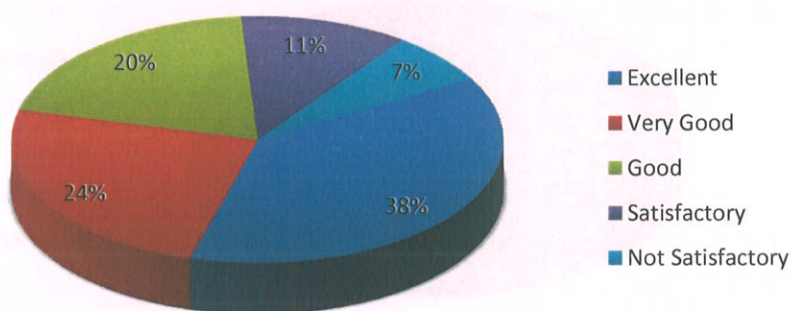
	Grade	No. of Parents	Percentage
Q.8)	Excellent	18	40.00%
	Very Good	12	26.67%
	Good	8	17.78%
	Satisfactory	5	11.11%
	Not Satisfactory	2	4.44%



Q.9) Friendliness and Courteousness of the Institute Teaching and Non-teaching staff.

	Grade	No. of Parents	Percentage
Q.9)	Excellent	17	37.78%
	Very Good	11	24.44%
	Good	9	20.00%
	Satisfactory	5	11.11%
	Not Satisfactory	3	6.67%

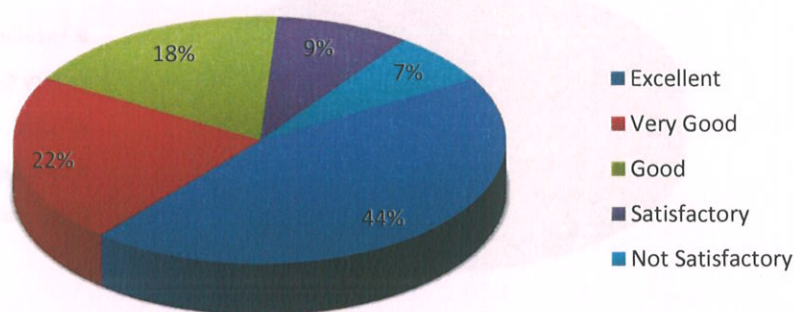
Q.9) Friendliness and Courteousness of the Institute Teaching and Non-teaching staff .



Q.10) You experience a sense of parental pride when you say your child is from this college?

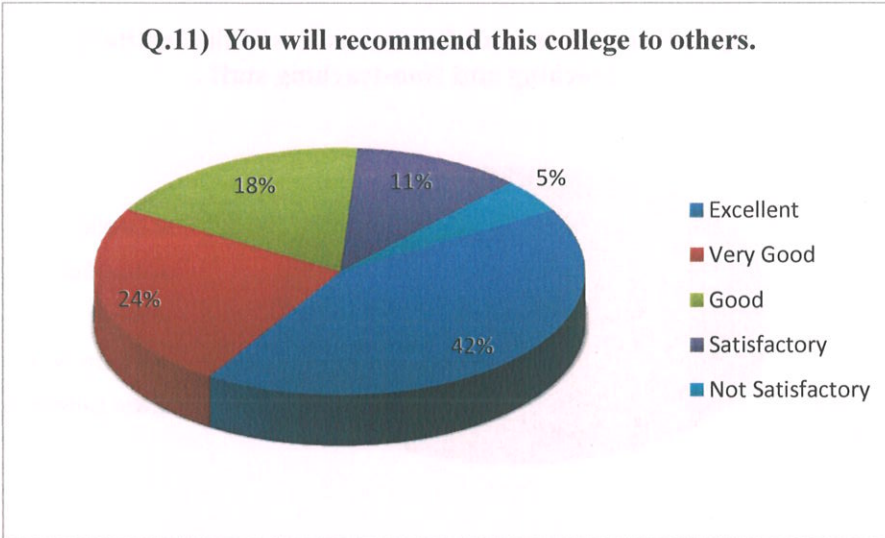
	Grade	No. of Parents	Percentage
Q.10)	Excellent	20	44.44%
	Very Good	10	22.22%
	Good	8	17.78%
	Satisfactory	4	8.89%
	Not Satisfactory	3	6.67%

Q.10) You experience a sense of parental pride when you say your child is from this college?



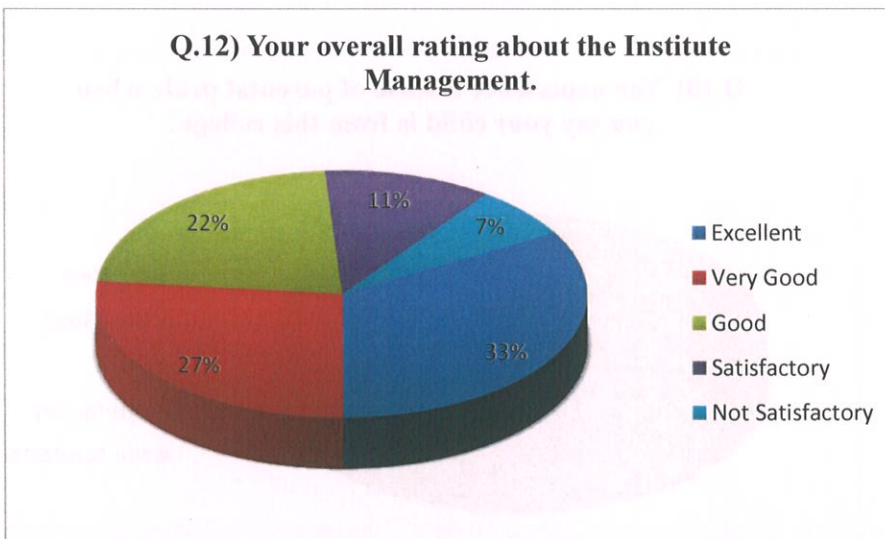
Q.11) You will recommend this college to others.

	Grade	No. of Parents	Percentage
Q.11)	Excellent	19	42.22%
	Very Good	11	24.44%
	Good	8	17.78%
	Satisfactory	5	11.11%
	Not Satisfactory	2	4.44%



Q.12) Your overall rating about the Institute Management.

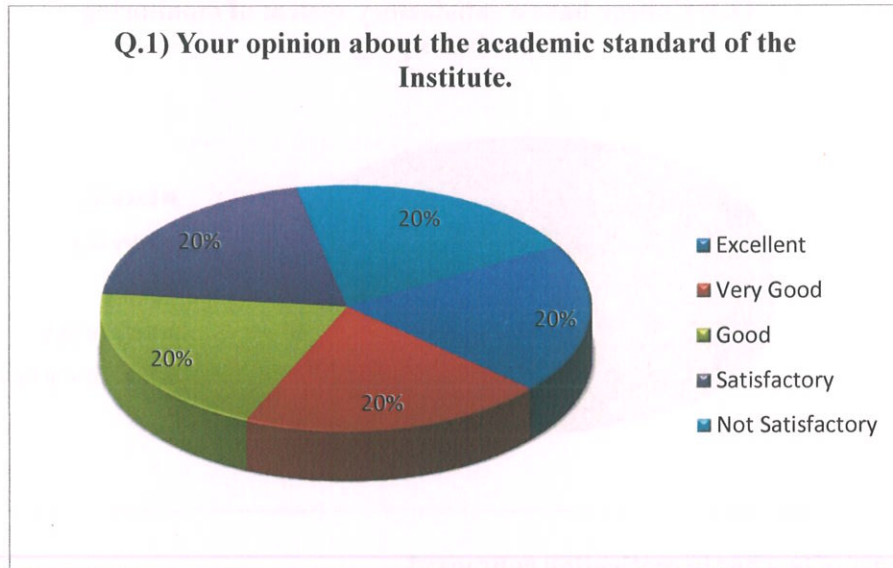
	Grade	No. of Parents	Percentage
Q.12)	Excellent	15	33.33%
	Very Good	12	26.67%
	Good	10	22.22%
	Satisfactory	5	11.11%
	Not Satisfactory	3	6.67%



NAME OF THE DEPARTMENT: PHILOSOPHY

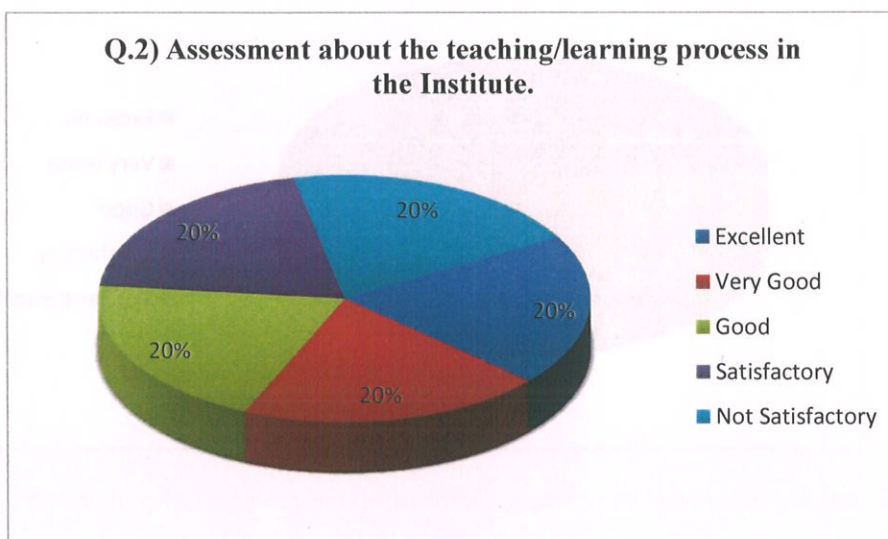
Q.1) Your opinion about the academic standard of the Institute.

	Grade	No. of Parents	Percentage
Q.1)	Excellent	1	20.00%
	Very Good	1	20.00%
	Good	1	20.00%
	Satisfactory	1	20.00%
	Not Satisfactory	1	20.00%



Q.2) Assessment about the teaching/learning process in the Institute.

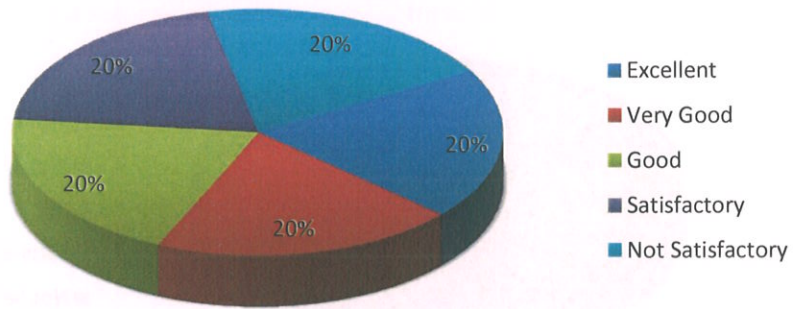
	Grade	No. of Parents	Percentage
Q.2)	Excellent	1	20.00%
	Very Good	1	20.00%
	Good	1	20.00%
	Satisfactory	1	20.00%
	Not Satisfactory	1	20.00%



Q.3) College have a satisfactory system of monitoring student's progress.

	Grade	No. of Parents	Percentage
Q.3)	Excellent	1	20.00%
	Very Good	1	20.00%
	Good	1	20.00%
	Satisfactory	1	20.00%
	Not Satisfactory	1	20.00%

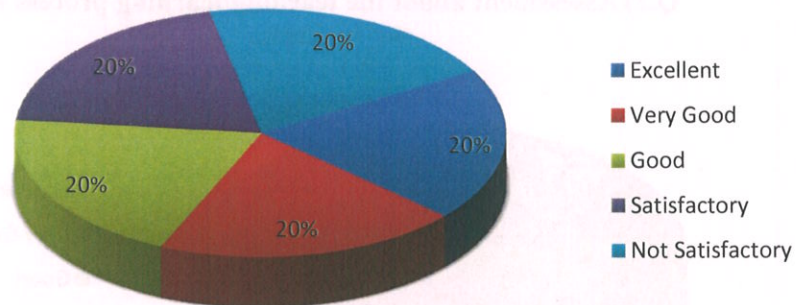
Q.3) College have a satisfactory system of monitoring student's progress



Q.4) The impact of teacher in motivating your ward.

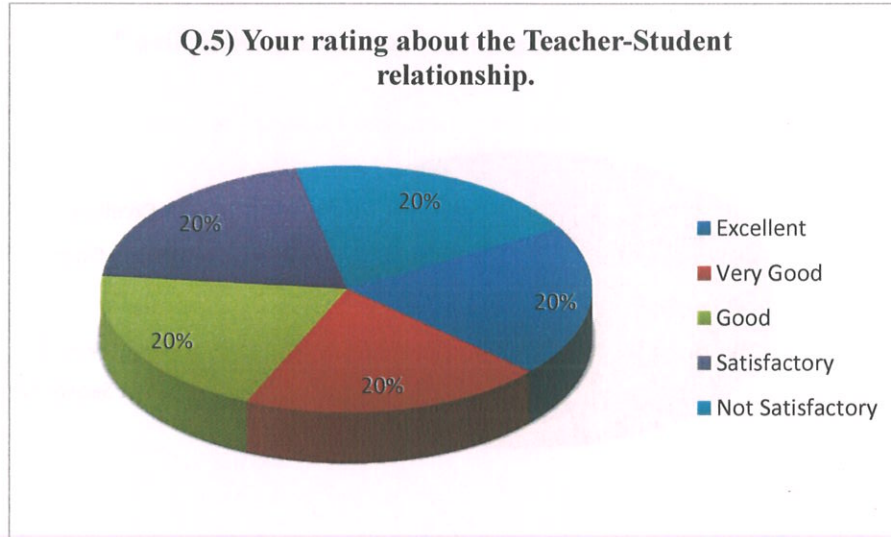
	Grade	No. of Parents	Percentage
Q.4)	Excellent	1	20.00%
	Very Good	1	20.00%
	Good	1	20.00%
	Satisfactory	1	20.00%
	Not Satisfactory	1	20.00%

Q.4) The impact of teacher in motivating your ward.



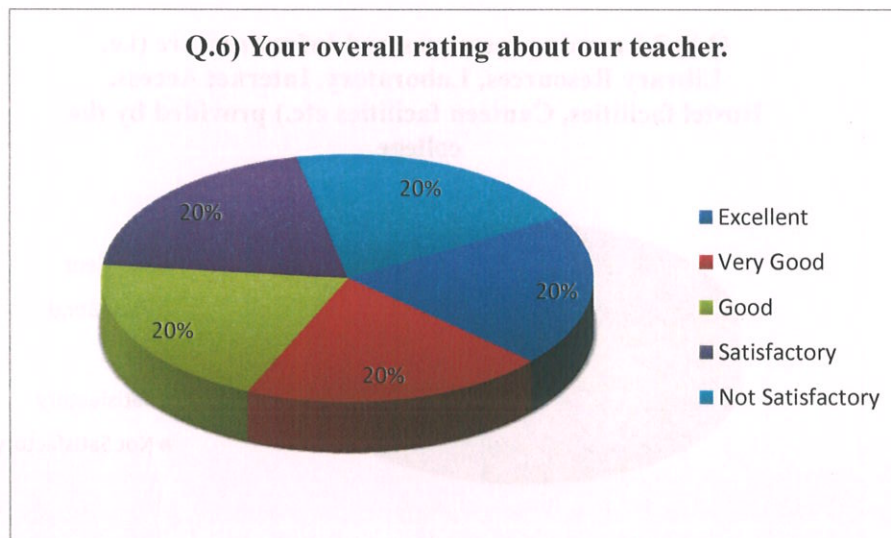
Q.5) Your rating about the Teacher-Student relationship.

	Grade	No. of Parents	Percentage
Q.5)	Excellent	1	20.00%
	Very Good	1	20.00%
	Good	1	20.00%
	Satisfactory	1	20.00%
	Not Satisfactory	1	20.00%



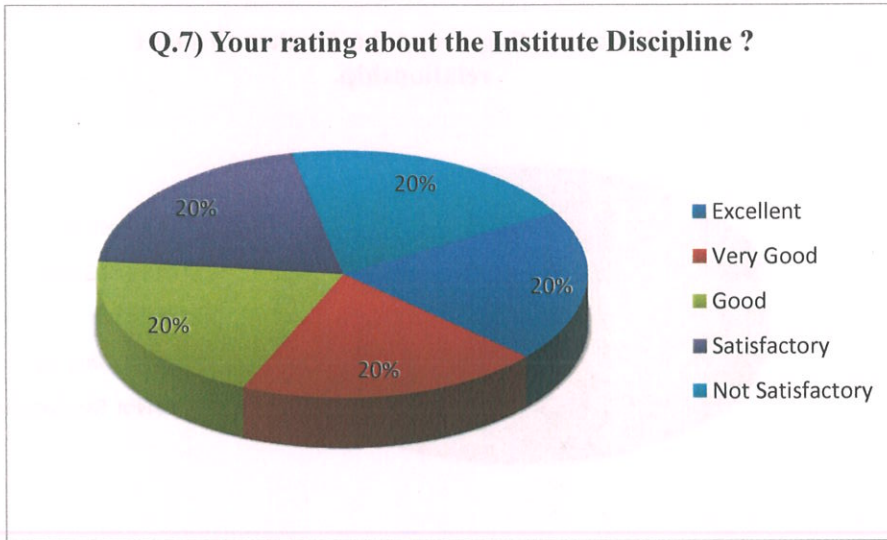
Q.6) Your overall rating about our teacher.

	Grade	No. of Parents	Percentage
Q.6)	Excellent	1	20.00%
	Very Good	1	20.00%
	Good	1	20.00%
	Satisfactory	1	20.00%
	Not Satisfactory	1	20.00%



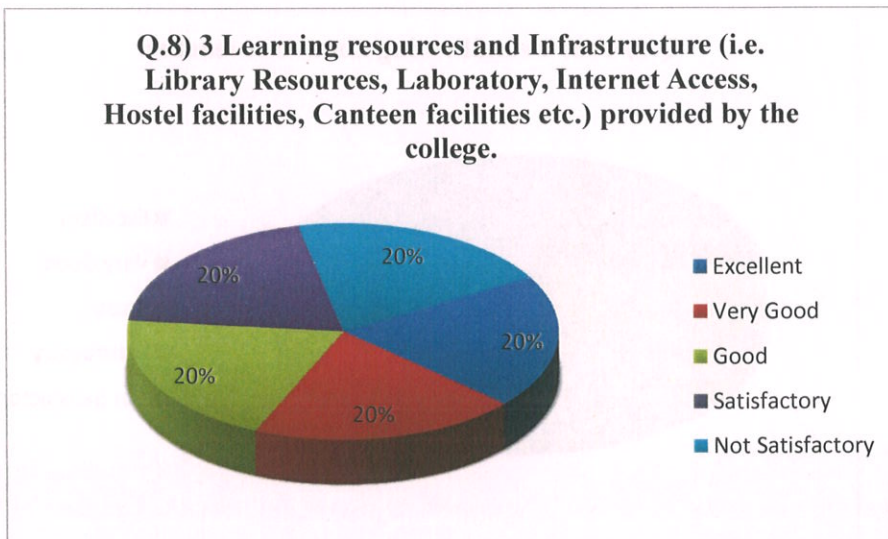
Q.7) Your rating about the Institute Discipline?

	Grade	No. of Parents	Percentage
Q.7)	Excellent	1	20.00%
	Very Good	1	20.00%
	Good	1	20.00%
	Satisfactory	1	20.00%
	Not Satisfactory	1	20.00%



Q.8) 3 Learning resources and Infrastructure (i.e. Library Resources, Laboratory, Internet Access, Hostel facilities, Canteen facilities etc.) provided by the college.

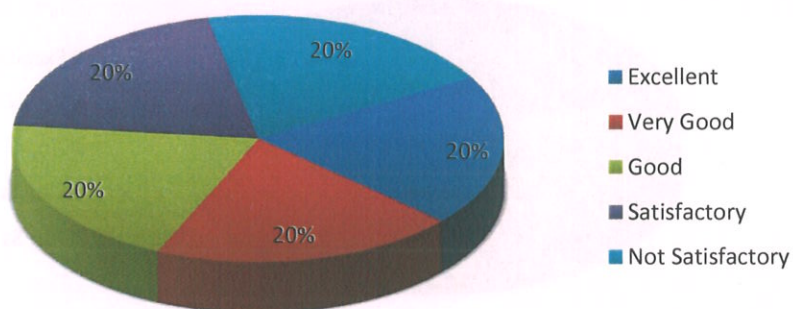
	Grade	No. of Parents	Percentage
Q.8)	Excellent	1	20.00%
	Very Good	1	20.00%
	Good	1	20.00%
	Satisfactory	1	20.00%
	Not Satisfactory	1	20.00%



Q.9) Friendliness and Courteousness of the Institute Teaching and Non-teaching staff.

	Grade	No. of Parents	Percentage
Q.9)	Excellent	1	20.00%
	Very Good	1	20.00%
	Good	1	20.00%
	Satisfactory	1	20.00%
	Not Satisfactory	1	20.00%

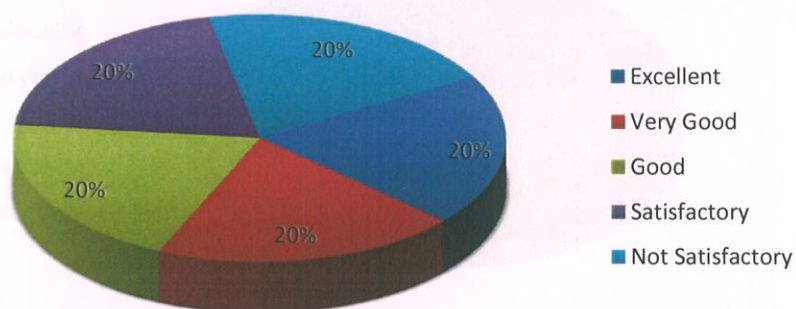
Q.9) Friendliness and Courteousness of the Institute Teaching and Non-teaching staff .



Q.10) You experience a sense of parental pride when you say your child is from this college?

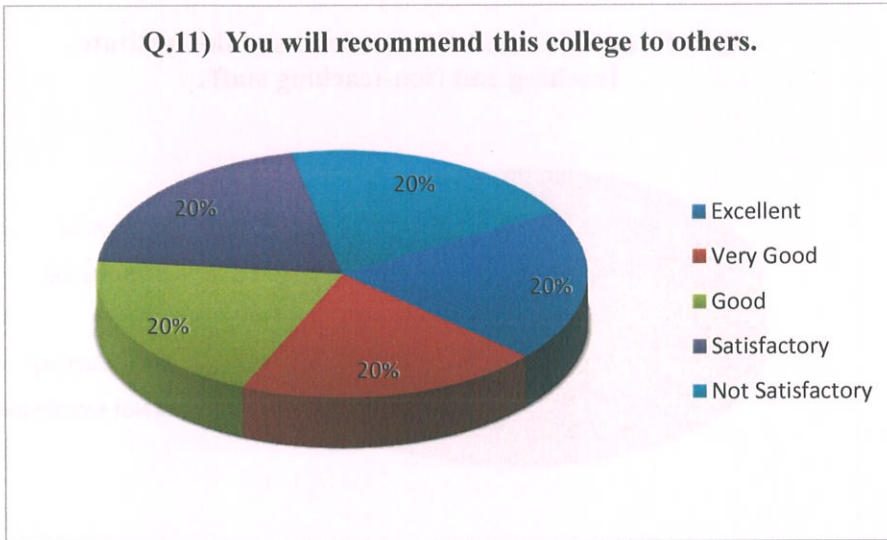
	Grade	No. of Parents	Percentage
Q.10)	Excellent	1	20.00%
	Very Good	1	20.00%
	Good	1	20.00%
	Satisfactory	1	20.00%
	Not Satisfactory	1	20.00%

Q.10) You experience a sense of parental pride when you say your child is from this college?



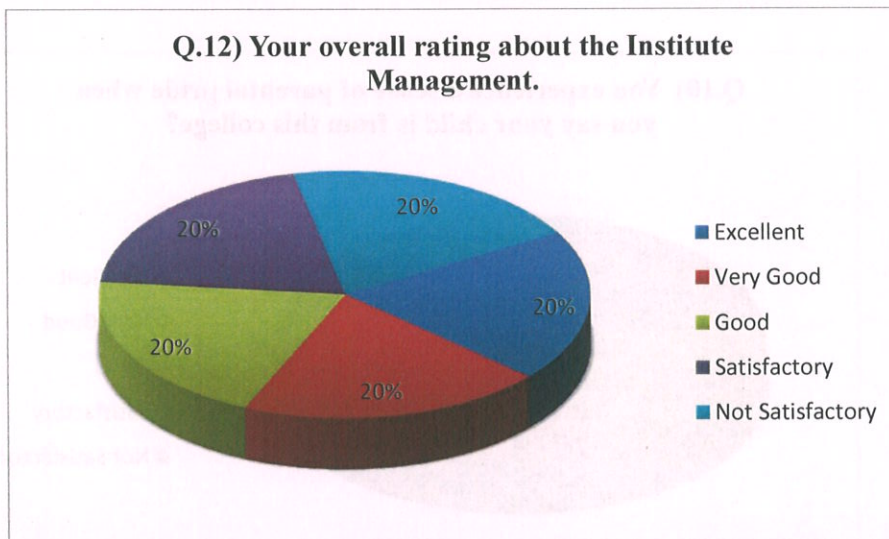
Q.11) You will recommend this college to others.

	Grade	No. of Parents	Percentage
Q.11)	Excellent	1	20.00%
	Very Good	1	20.00%
	Good	1	20.00%
	Satisfactory	1	20.00%
	Not Satisfactory	1	20.00%



Q.12) Your overall rating about the Institute Management.

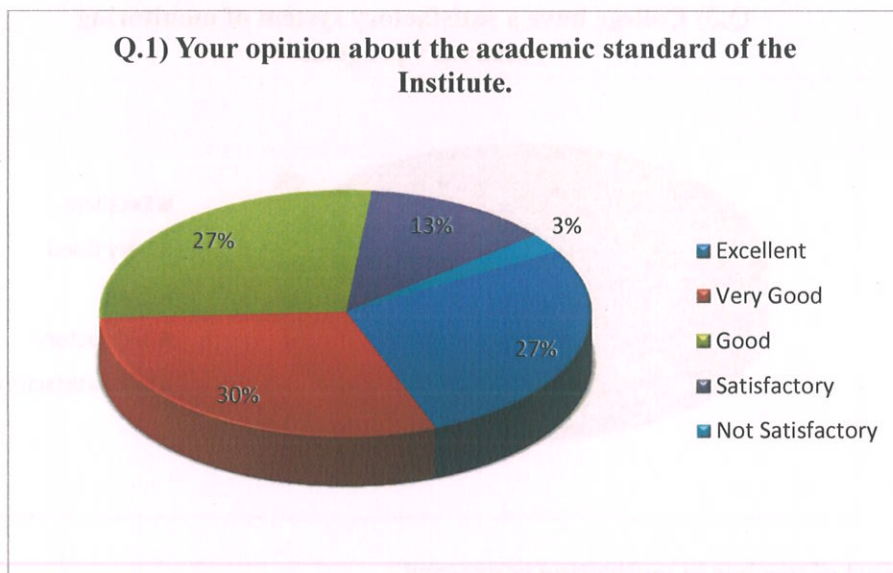
	Grade	No. of Parents	Percentage
Q.12)	Excellent	1	20.00%
	Very Good	1	20.00%
	Good	1	20.00%
	Satisfactory	1	20.00%
	Not Satisfactory	1	20.00%



NAME OF THE DEPARTMENT: PHYSICS

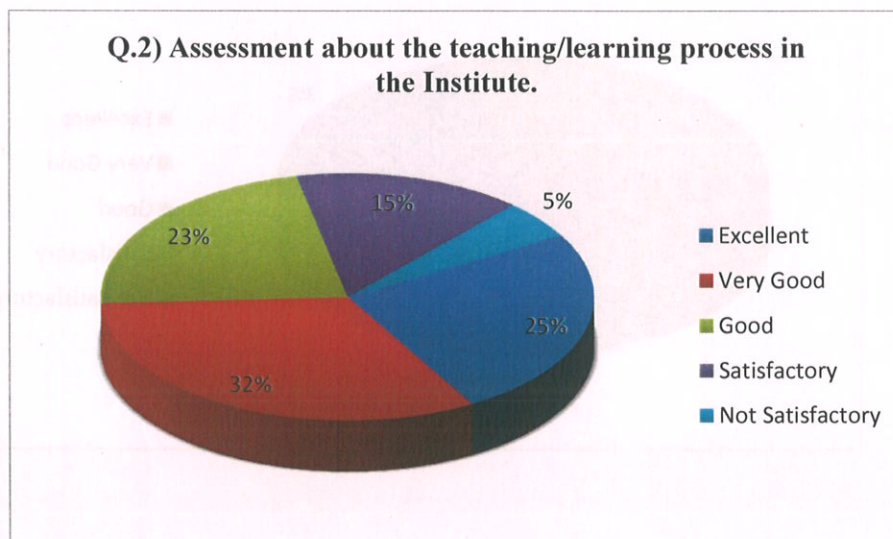
Q.1) Your opinion about the academic standard of the Institute.

	Grade	No. of Parents	Percentage
Q.1)	Excellent	11	27.50%
	Very Good	12	30.00%
	Good	11	27.50%
	Satisfactory	5	12.50%
	Not Satisfactory	1	2.50%



Q.2) Assessment about the teaching/learning process in the Institute.

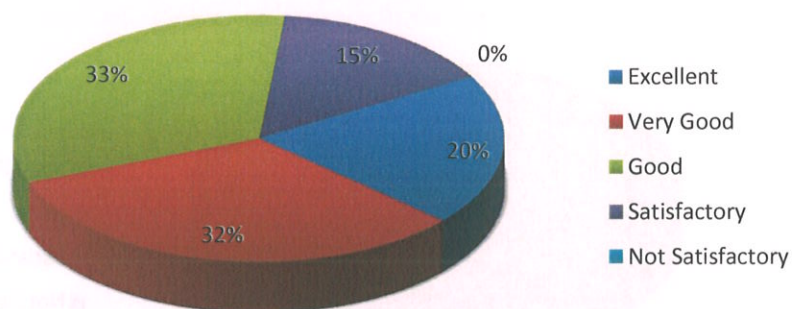
	Grade	No. of Parents	Percentage
Q.2)	Excellent	10	25.00%
	Very Good	13	32.50%
	Good	9	22.50%
	Satisfactory	6	15.00%
	Not Satisfactory	2	5.00%



Q.3) College have a satisfactory system of monitoring student's progress.

	Grade	No. of Parents	Percentage
Q.3)	Excellent	8	20.00%
	Very Good	13	32.50%
	Good	13	32.50%
	Satisfactory	6	15.00%
	Not Satisfactory	0	0.00%

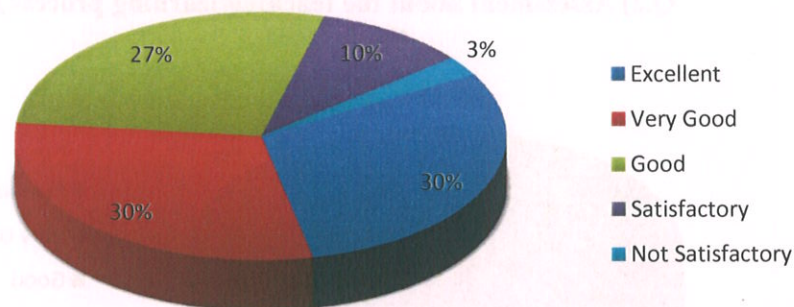
Q.3) College have a satisfactory system of monitoring student's progress



Q.4) The impact of teacher in motivating your ward.

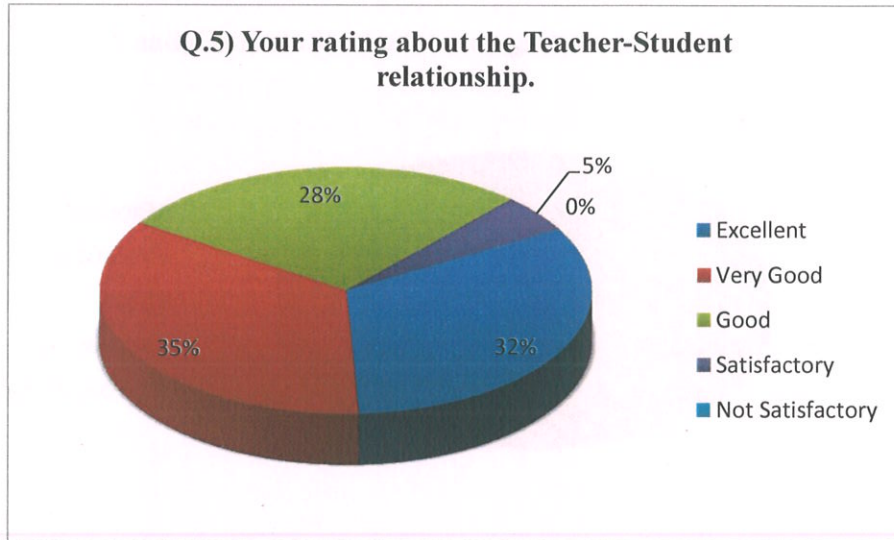
	Grade	No. of Parents	Percentage
Q.4)	Excellent	12	30.00%
	Very Good	12	30.00%
	Good	11	27.50%
	Satisfactory	4	10.00%
	Not Satisfactory	1	2.50%

Q.4) The impact of teacher in motivating your ward.



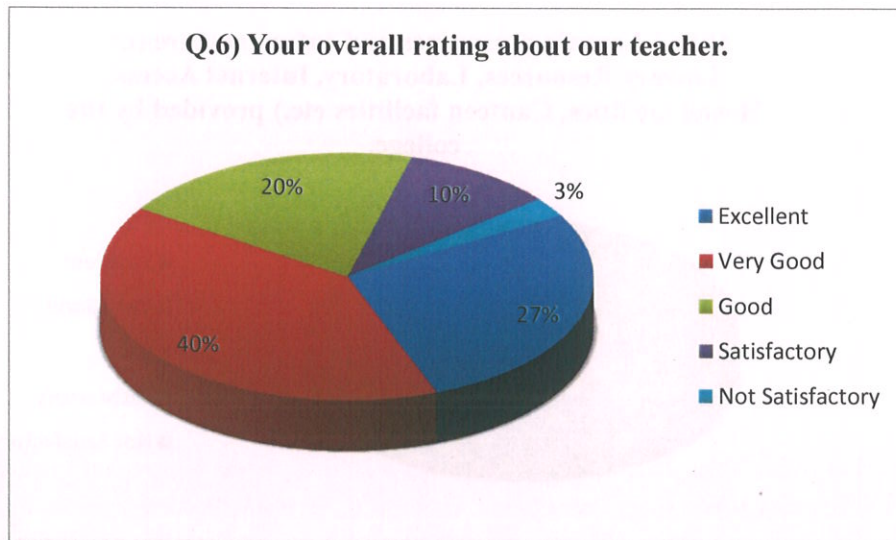
Q.5) Your rating about the Teacher-Student relationship.

	Grade	No. of Parents	Percentage
Q.5)	Excellent	13	32.50%
	Very Good	14	35.00%
	Good	11	27.50%
	Satisfactory	2	5.00%
	Not Satisfactory	0	0.00%



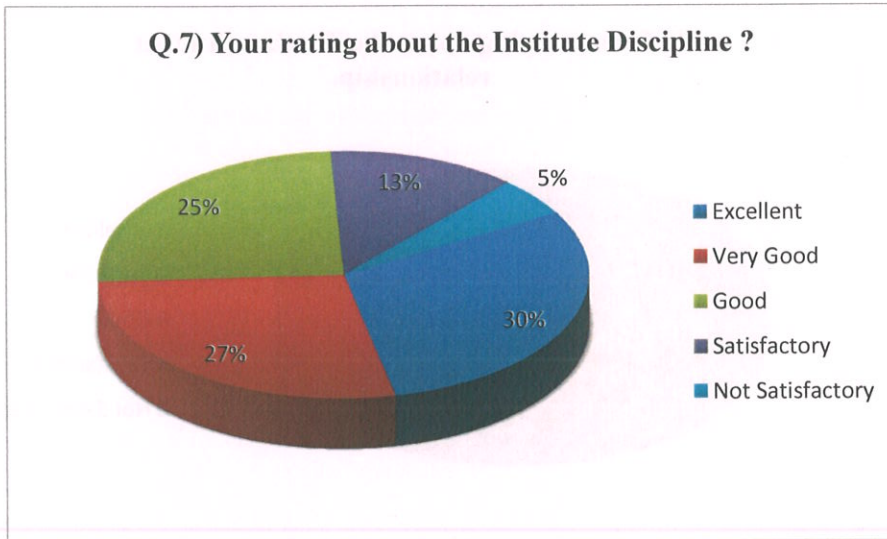
Q.6) Your overall rating about our teacher.

	Grade	No. of Parents	Percentage
Q.6)	Excellent	11	27.50%
	Very Good	16	40.00%
	Good	8	20.00%
	Satisfactory	4	10.00%
	Not Satisfactory	1	2.50%



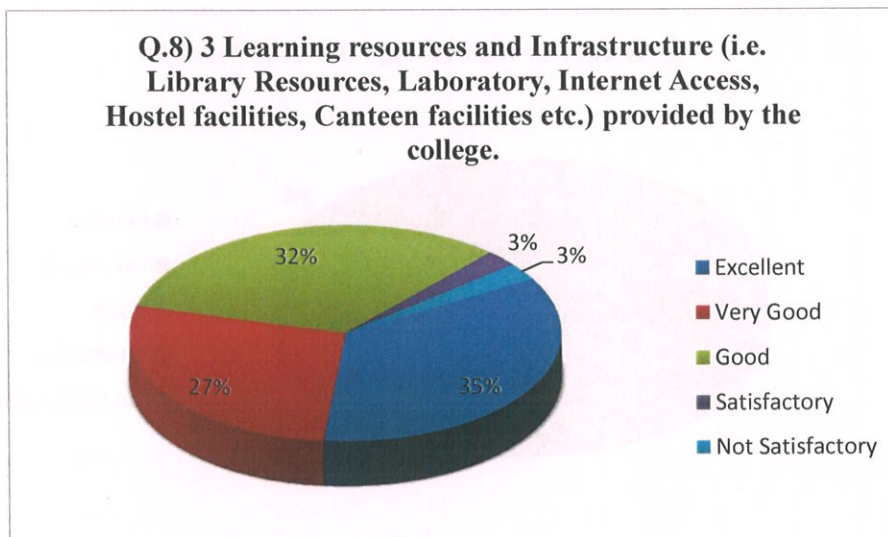
Q.7) Your rating about the Institute Discipline?

	Grade	No. of Parents	Percentage
Q.7)	Excellent	12	30.00%
	Very Good	11	27.50%
	Good	10	25.00%
	Satisfactory	5	12.50%
	Not Satisfactory	2	5.00%



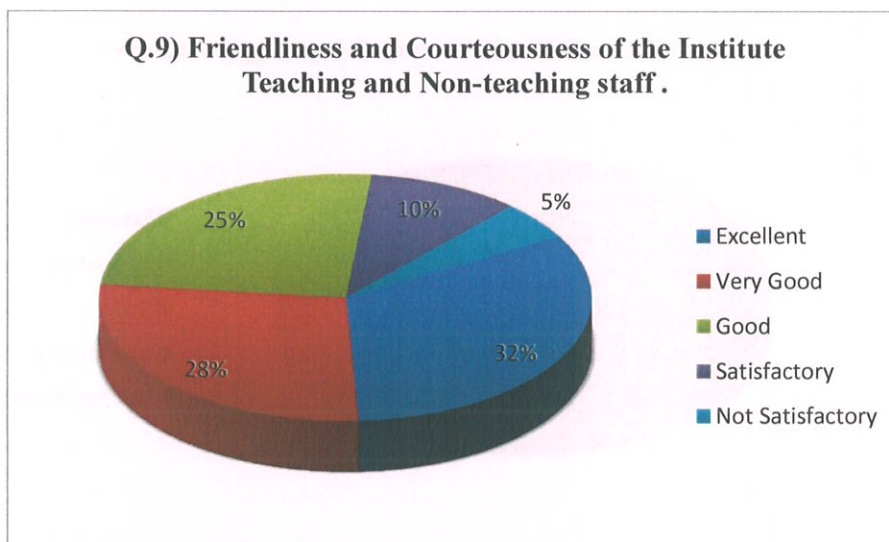
Q.8) 3 Learning resources and Infrastructure (i.e. Library Resources, Laboratory, Internet Access, Hostel facilities, Canteen facilities etc.) provided by the college.

	Grade	No. of Parents	Percentage
Q.8)	Excellent	14	35.00%
	Very Good	11	27.50%
	Good	13	32.50%
	Satisfactory	1	2.50%
	Not Satisfactory	1	2.50%



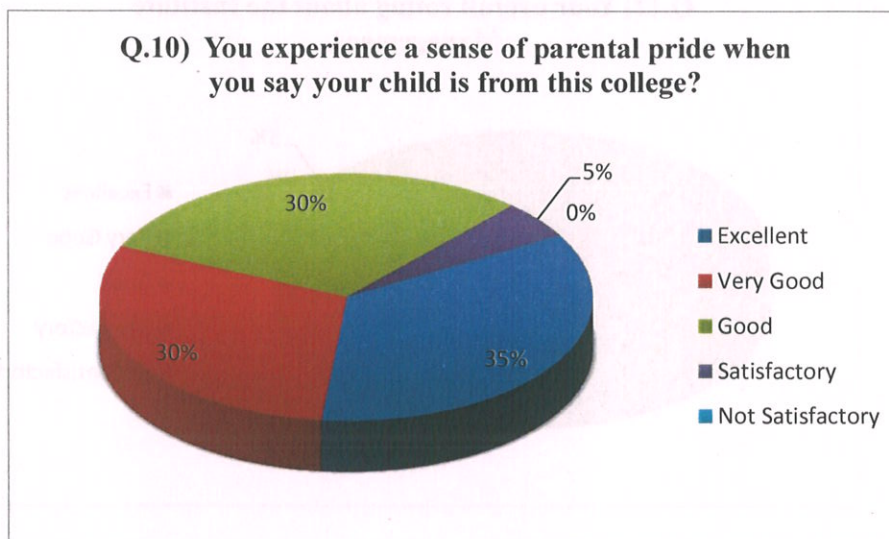
Q.9) Friendliness and Courteousness of the Institute Teaching and Non-teaching staff.

	Grade	No. of Parents	Percentage
Q.9)	Excellent	13	32.50%
	Very Good	11	27.50%
	Good	10	25.00%
	Satisfactory	4	10.00%
	Not Satisfactory	2	5.00%



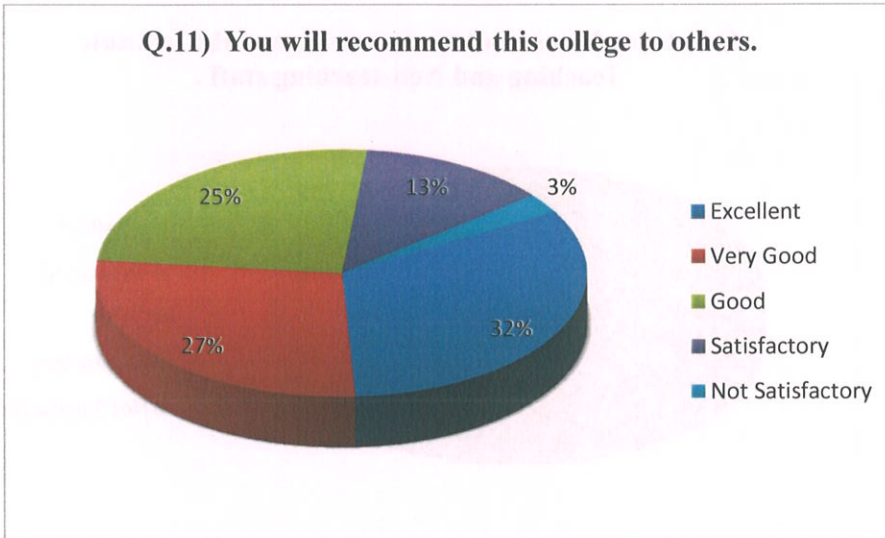
Q.10) You experience a sense of parental pride when you say your child is from this college?

	Grade	No. of Parents	Percentage
Q.10)	Excellent	14	35.00%
	Very Good	12	30.00%
	Good	12	30.00%
	Satisfactory	2	5.00%
	Not Satisfactory	0	0.00%



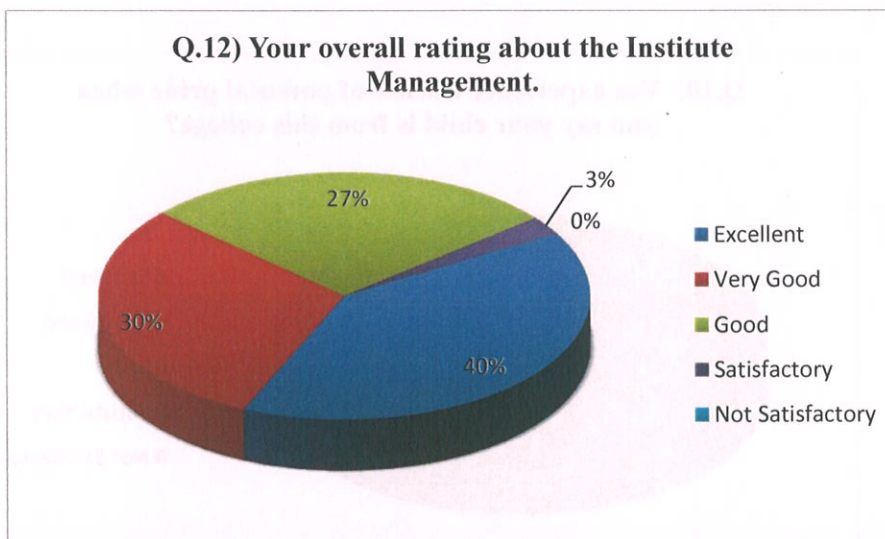
Q.11) You will recommend this college to others.

	Grade	No. of Parents	Percentage
Q.11)	Excellent	13	32.50%
	Very Good	11	27.50%
	Good	10	25.00%
	Satisfactory	5	12.50%
	Not Satisfactory	1	2.50%



Q.12) Your overall rating about the Institute Management.

	Grade	No. of Parents	Percentage
Q.12)	Excellent	16	40.00%
	Very Good	12	30.00%
	Good	11	27.50%
	Satisfactory	1	2.50%
	Not Satisfactory	0	0.00%

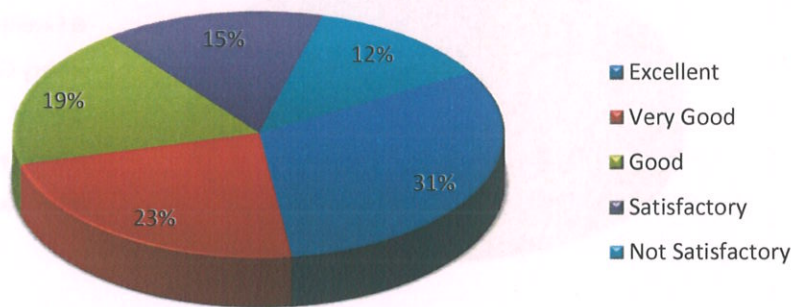


NAME OF THE DEPARTMENT: POLITICAL SCIENCE

Q.1) Your opinion about the academic standard of the Institute.

	Grade	No. of Parents	Percentage
Q.1)	Excellent	15	31.25%
	Very Good	11	22.92%
	Good	9	18.75%
	Satisfactory	7	14.58%
	Not Satisfactory	6	12.50%

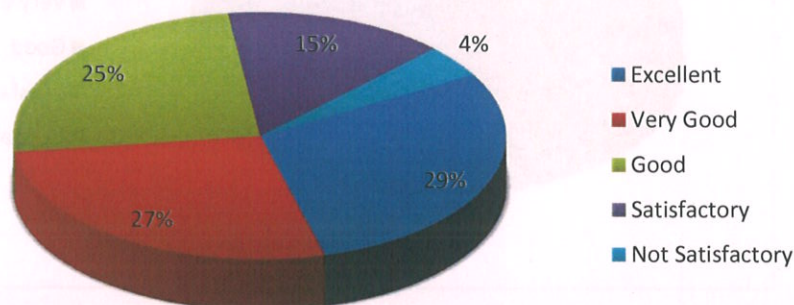
Q.1) Your opinion about the academic standard of the Institute.



Q.2) Assessment about the teaching/learning process in the Institute.

	Grade	No. of Parents	Percentage
Q.2)	Excellent	14	29.17%
	Very Good	13	27.08%
	Good	12	25.00%
	Satisfactory	7	14.58%
	Not Satisfactory	2	4.17%

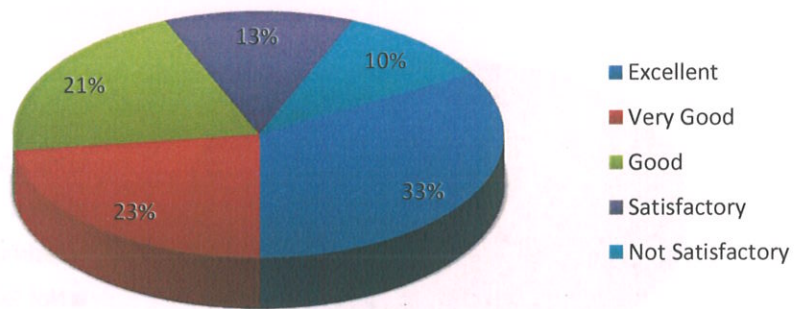
Q.2) Assessment about the teaching/learning process in the Institute.



Q.3) College have a satisfactory system of monitoring student's progress.

	Grade	No. of Parents	Percentage
Q.3)	Excellent	16	33.33%
	Very Good	11	22.92%
	Good	10	20.83%
	Satisfactory	6	12.50%
	Not Satisfactory	5	10.42%

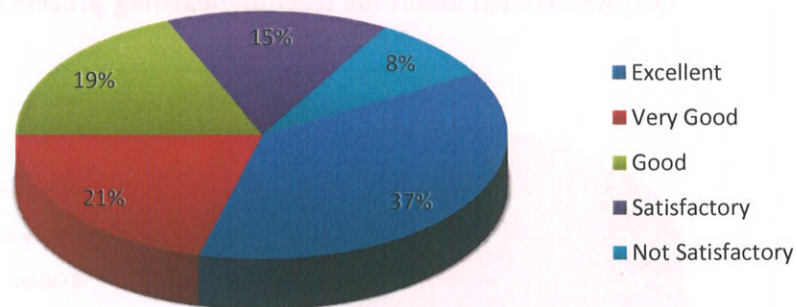
Q.3) College have a satisfactory system of monitoring student's progress



Q.4) The impact of teacher in motivating your ward.

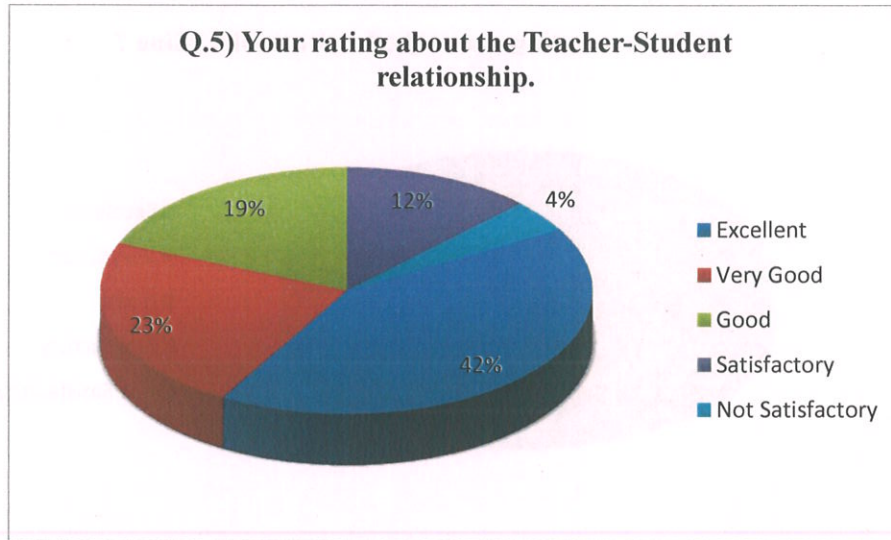
	Grade	No. of Parents	Percentage
Q.4)	Excellent	18	37.50%
	Very Good	10	20.83%
	Good	9	18.75%
	Satisfactory	7	14.58%
	Not Satisfactory	4	8.33%

Q.4) The impact of teacher in motivating your ward.



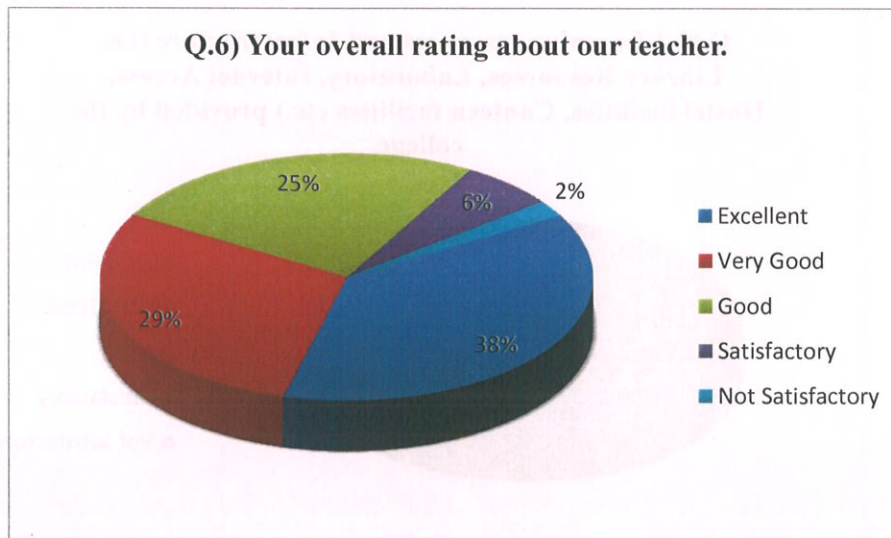
Q.5) Your rating about the Teacher-Student relationship.

	Grade	No. of Parents	Percentage
Q.5)	Excellent	20	41.67%
	Very Good	11	22.92%
	Good	9	18.75%
	Satisfactory	6	12.50%
	Not Satisfactory	2	4.17%



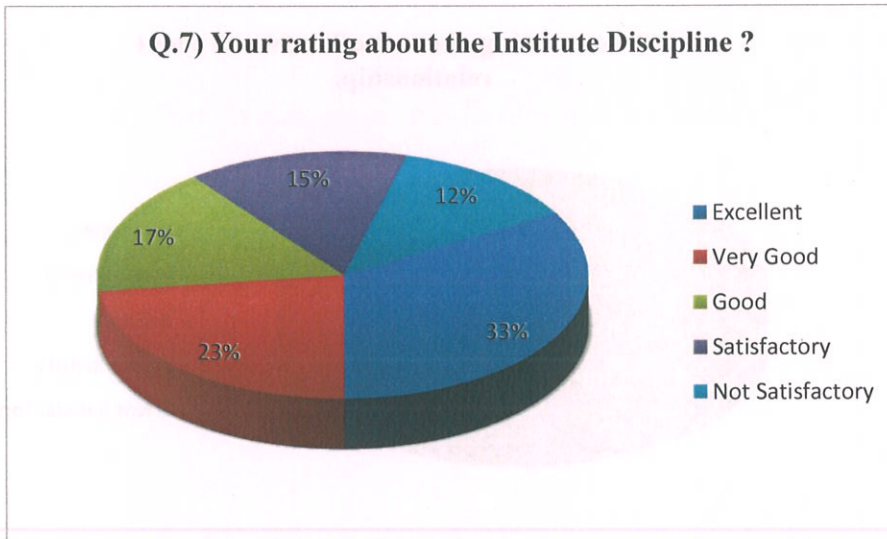
Q.6) Your overall rating about our teacher.

	Grade	No. of Parents	Percentage
Q.6)	Excellent	18	37.50%
	Very Good	14	29.17%
	Good	12	25.00%
	Satisfactory	3	6.25%
	Not Satisfactory	1	2.08%



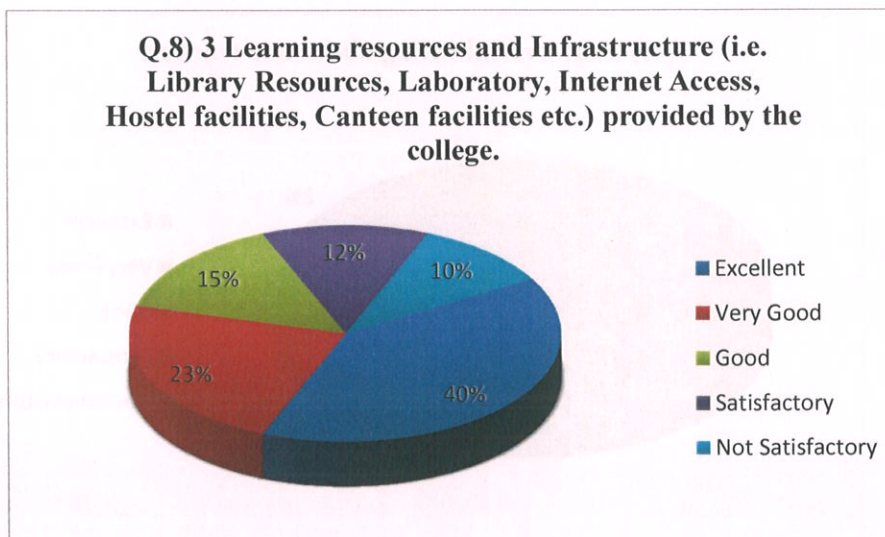
Q.7) Your rating about the Institute Discipline?

	Grade	No. of Parents	Percentage
Q.7)	Excellent	16	33.33%
	Very Good	11	22.92%
	Good	8	16.67%
	Satisfactory	7	14.58%
	Not Satisfactory	6	12.50%



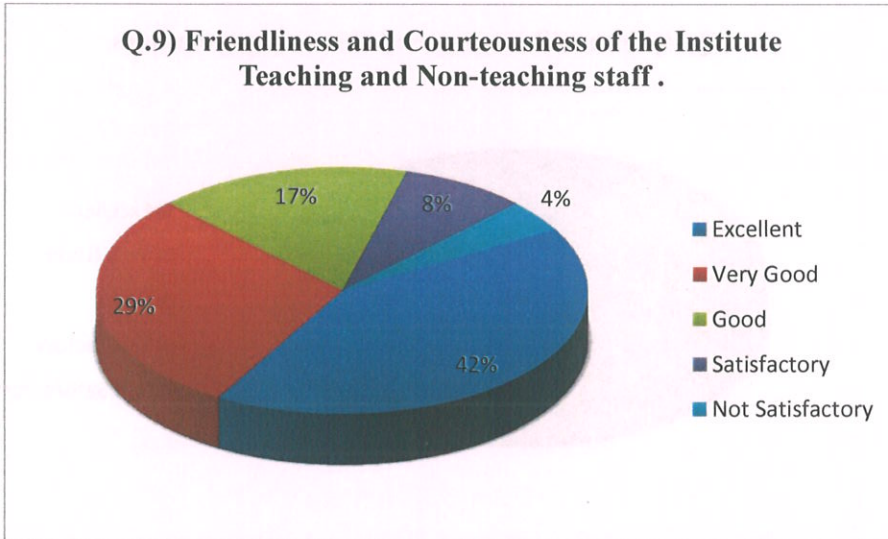
Q.8) 3 Learning resources and Infrastructure (i.e. Library Resources, Laboratory, Internet Access, Hostel facilities, Canteen facilities etc.) provided by the college.

	Grade	No. of Parents	Percentage
Q.8)	Excellent	19	39.58%
	Very Good	11	22.92%
	Good	7	14.58%
	Satisfactory	6	12.50%
	Not Satisfactory	5	10.42%



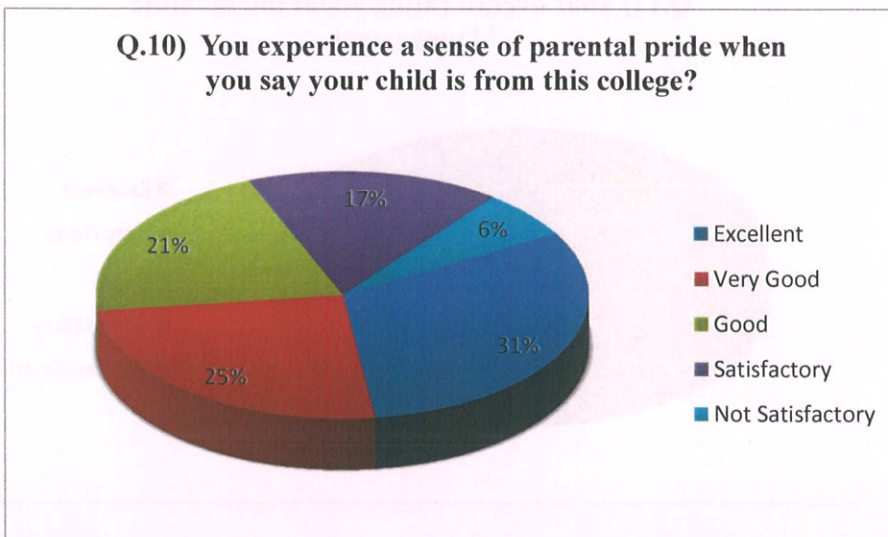
Q.9) Friendliness and Courteousness of the Institute Teaching and Non-teaching staff.

	Grade	No. of Parents	Percentage
Q.9)	Excellent	20	41.67%
	Very Good	14	29.17%
	Good	8	16.67%
	Satisfactory	4	8.33%
	Not Satisfactory	2	4.17%



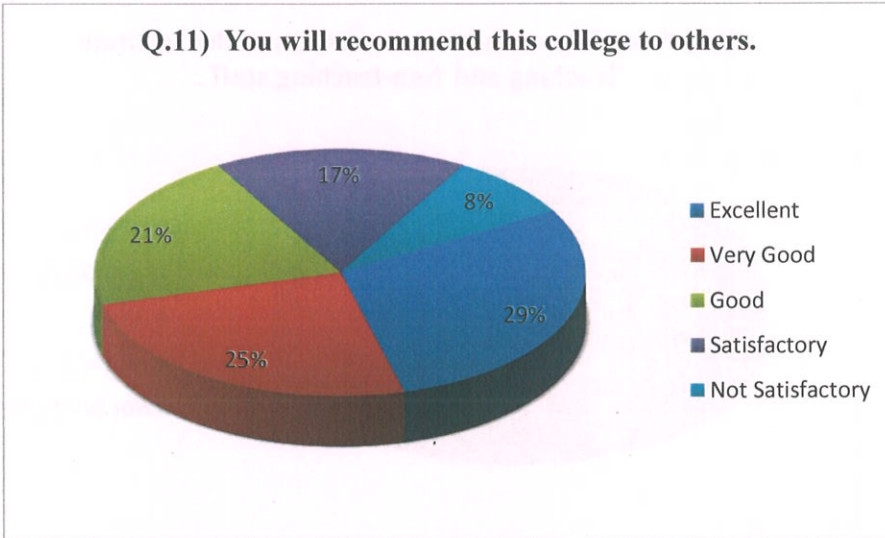
Q.10) You experience a sense of parental pride when you say your child is from this college?

	Grade	No. of Parents	Percentage
Q.10)	Excellent	15	31.25%
	Very Good	12	25.00%
	Good	10	20.83%
	Satisfactory	8	16.67%
	Not Satisfactory	3	6.25%



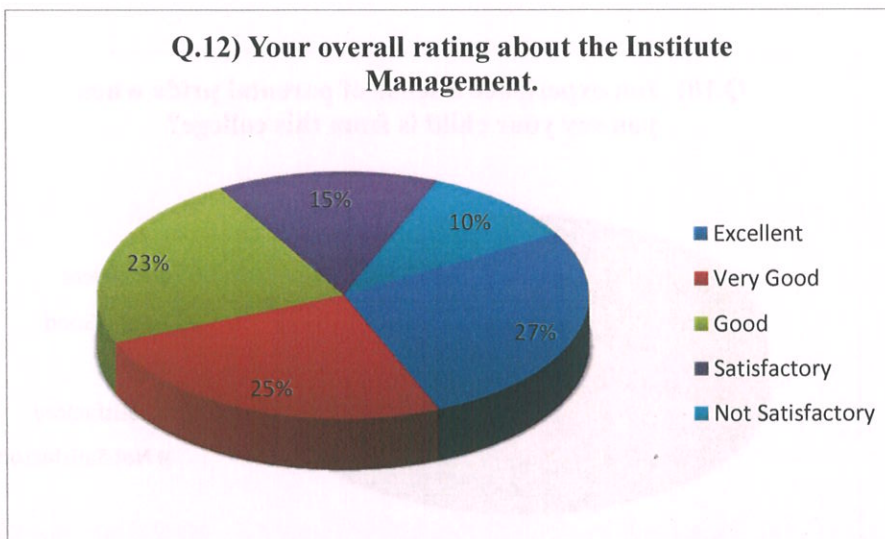
Q.11) You will recommend this college to others.

	Grade	No. of Parents	Percentage
Q.11)	Excellent	14	29.17%
	Very Good	12	25.00%
	Good	10	20.83%
	Satisfactory	8	16.67%
	Not Satisfactory	4	8.33%



Q.12) Your overall rating about the Institute Management.

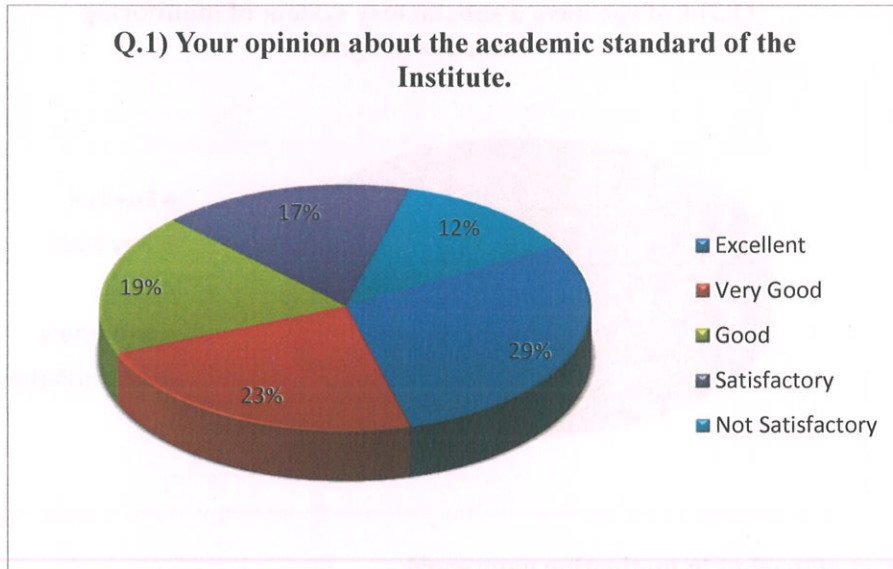
	Grade	No. of Parents	Percentage
Q.12)	Excellent	13	27.08%
	Very Good	12	25.00%
	Good	11	22.92%
	Satisfactory	7	14.58%
	Not Satisfactory	5	10.42%



NAME OF THE DEPARTMENT: PSYCHOLOGY

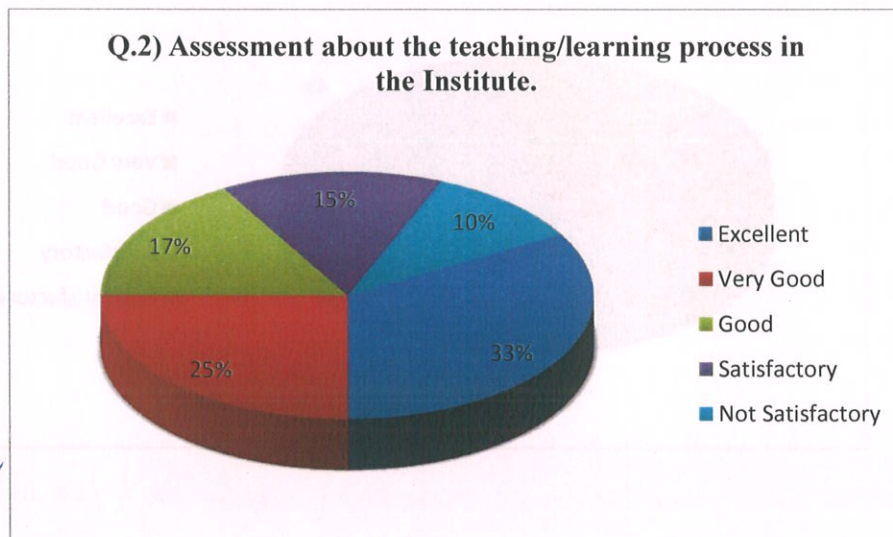
Q.1) Your opinion about the academic standard of the Institute.

	Grade	No. of Parents	Percentage
Q.1)	Excellent	14	29.17%
	Very Good	11	22.92%
	Good	9	18.75%
	Satisfactory	8	16.67%
	Not Satisfactory	6	12.50%



Q.2) Assessment about the teaching/learning process in the Institute.

	Grade	No. of Parents	Percentage
Q.2)	Excellent	16	33.33%
	Very Good	12	25.00%
	Good	8	16.67%
	Satisfactory	7	14.58%
	Not Satisfactory	5	10.42%

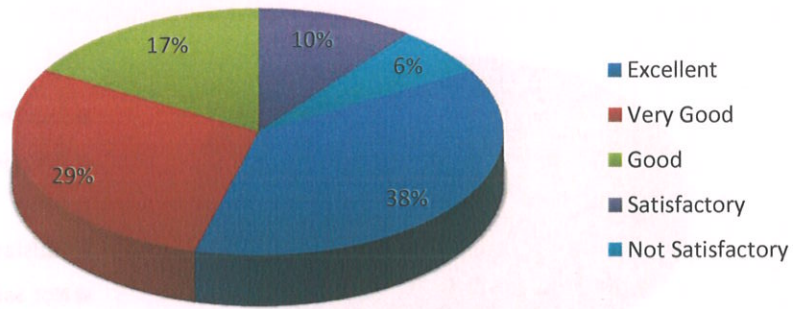


(Handwritten signature)

Q.3) College have a satisfactory system of monitoring student's progress.

	Grade	No. of Parents	Percentage
Q.3)	Excellent	18	37.50%
	Very Good	14	29.17%
	Good	8	16.67%
	Satisfactory	5	10.42%
	Not Satisfactory	3	6.25%

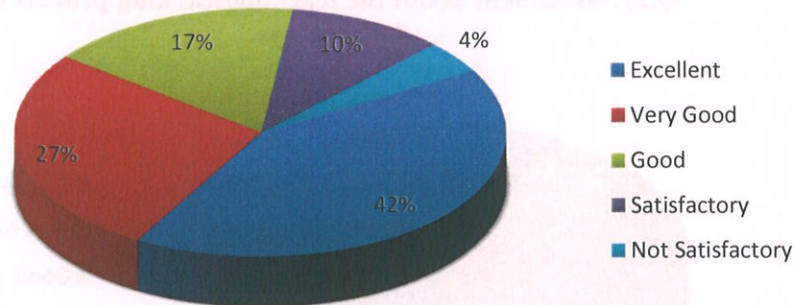
Q.3) College have a satisfactory system of monitoring student's progress



Q.4) The impact of teacher in motivating your ward.

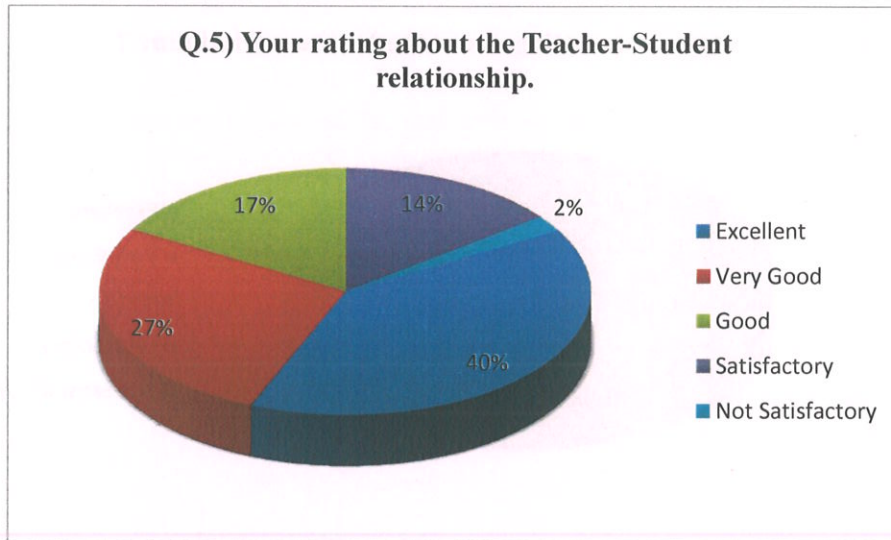
	Grade	No. of Parents	Percentage
Q.4)	Excellent	20	41.67%
	Very Good	13	27.08%
	Good	8	16.67%
	Satisfactory	5	10.42%
	Not Satisfactory	2	4.17%

Q.4) The impact of teacher in motivating your ward.



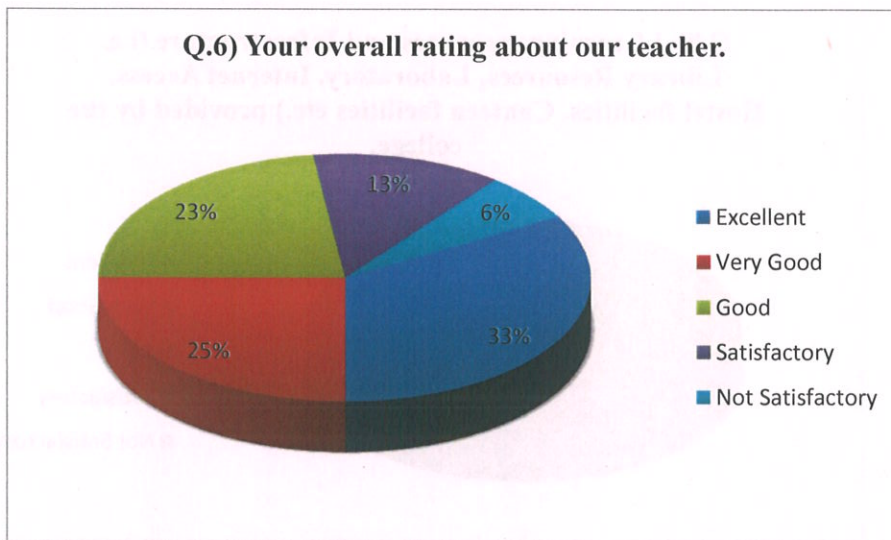
Q.5) Your rating about the Teacher-Student relationship.

	Grade	No. of Parents	Percentage
Q.5)	Excellent	19	39.58%
	Very Good	13	27.08%
	Good	8	16.67%
	Satisfactory	7	14.58%
	Not Satisfactory	1	2.08%



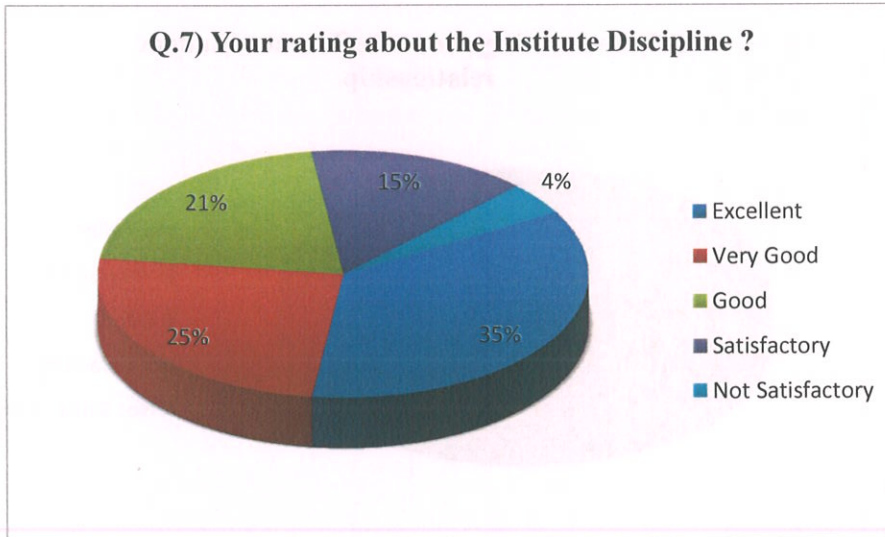
Q.6) Your overall rating about our teacher.

	Grade	No. of Parents	Percentage
Q.6)	Excellent	16	33.33%
	Very Good	12	25.00%
	Good	11	22.92%
	Satisfactory	6	12.50%
	Not Satisfactory	3	6.25%



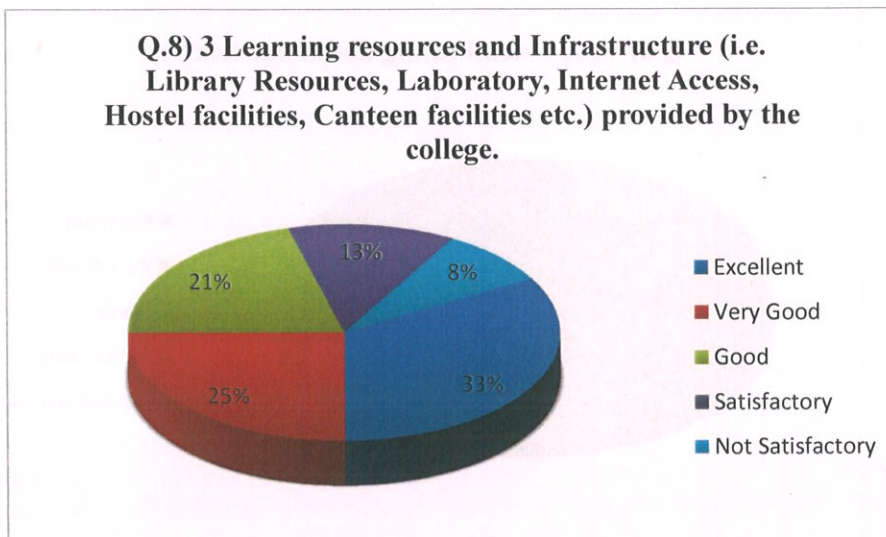
Q.7) Your rating about the Institute Discipline?

	Grade	No. of Parents	Percentage
Q.7)	Excellent	17	35.42%
	Very Good	12	25.00%
	Good	10	20.83%
	Satisfactory	7	14.58%
	Not Satisfactory	2	4.17%



Q.8) 3 Learning resources and Infrastructure (i.e. Library Resources, Laboratory, Internet Access, Hostel facilities, Canteen facilities etc.) provided by the college.

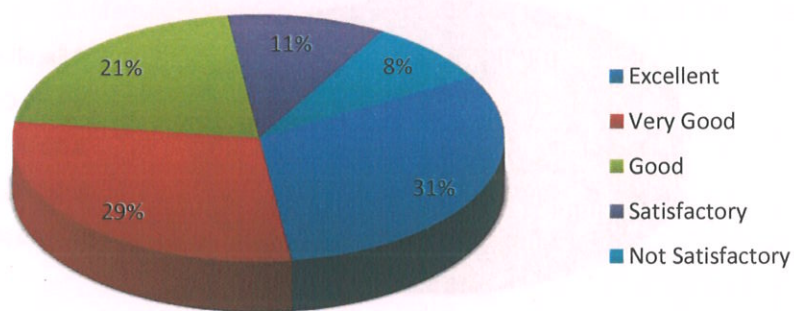
	Grade	No. of Parents	Percentage
Q.8)	Excellent	16	33.33%
	Very Good	12	25.00%
	Good	10	20.83%
	Satisfactory	6	12.50%
	Not Satisfactory	4	8.33%



Q.9) Friendliness and Courteousness of the Institute Teaching and Non-teaching staff.

	Grade	No. of Parents	Percentage
Q.9)	Excellent	15	31.25%
	Very Good	14	29.17%
	Good	10	20.83%
	Satisfactory	5	10.42%
	Not Satisfactory	4	8.33%

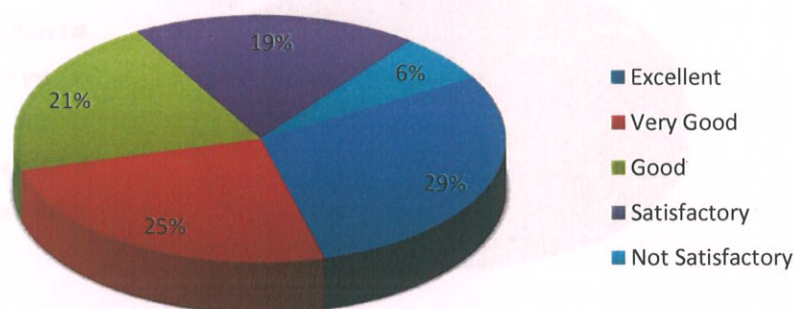
Q.9) Friendliness and Courteousness of the Institute Teaching and Non-teaching staff .



Q.10) You experience a sense of parental pride when you say your child is from this college?

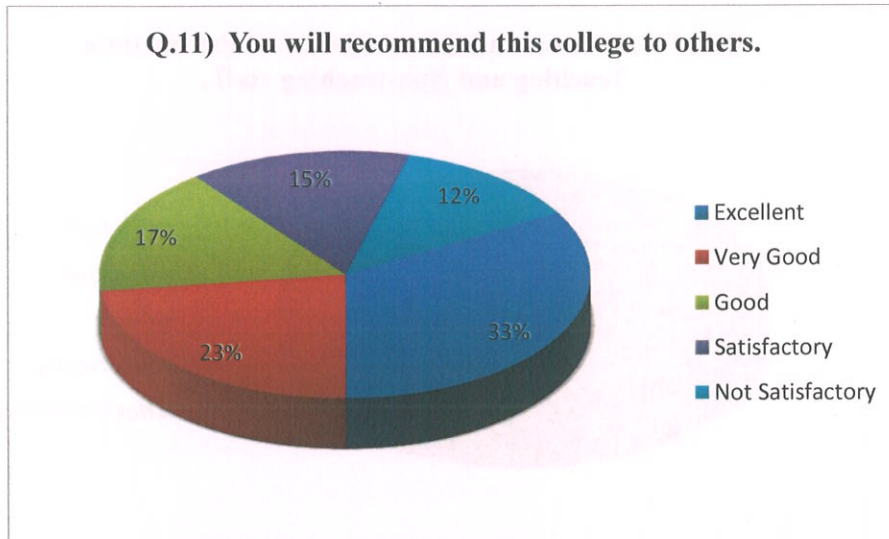
	Grade	No. of Parents	Percentage
Q.10)	Excellent	14	29.17%
	Very Good	12	25.00%
	Good	10	20.83%
	Satisfactory	9	18.75%
	Not Satisfactory	3	6.25%

Q.10) You experience a sense of parental pride when you say your child is from this college?



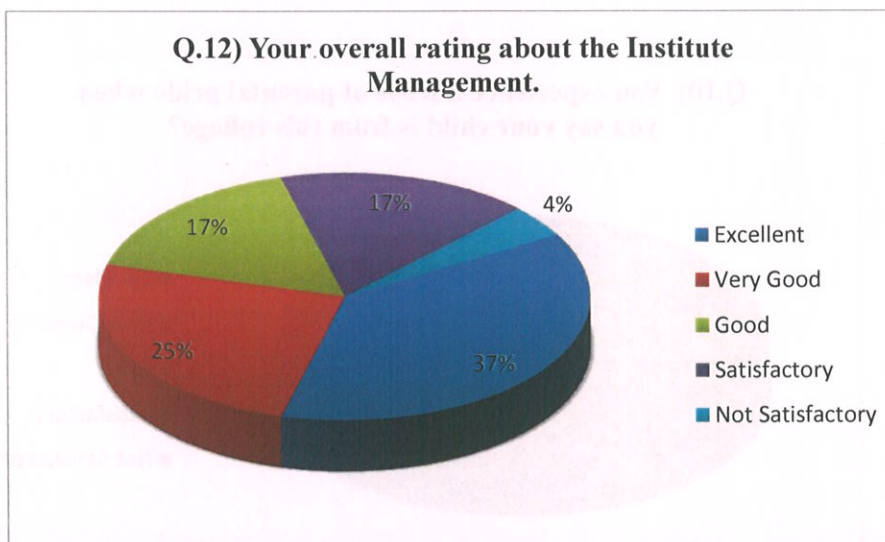
Q.11) You will recommend this college to others.

	Grade	No. of Parents	Percentage
Q.11)	Excellent	16	33.33%
	Very Good	11	22.92%
	Good	8	16.67%
	Satisfactory	7	14.58%
	Not Satisfactory	6	12.50%



Q.12) Your overall rating about the Institute Management.

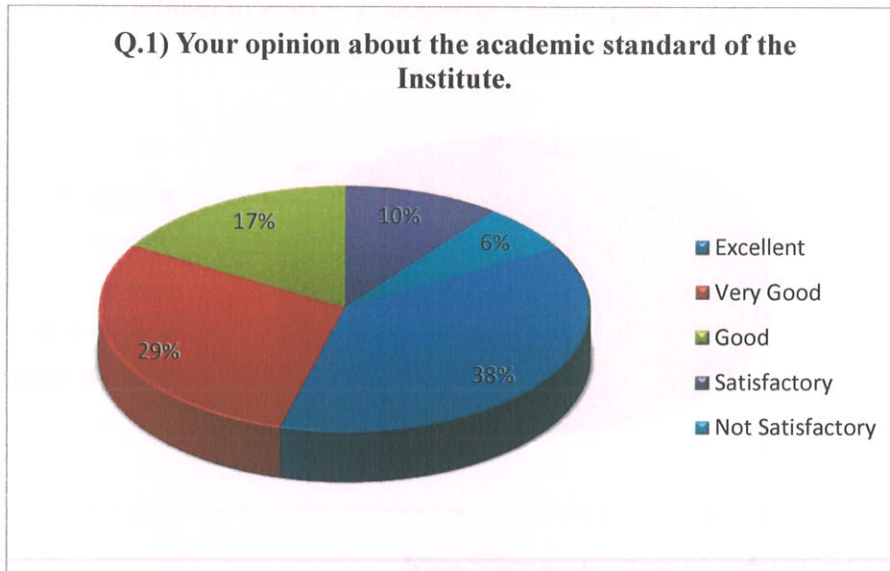
	Grade	No. of Parents	Percentage
Q.12)	Excellent	18	37.50%
	Very Good	12	25.00%
	Good	8	16.67%
	Satisfactory	8	16.67%
	Not Satisfactory	2	4.17%



NAME OF THE DEPARTMENT: SOCIOLOGY

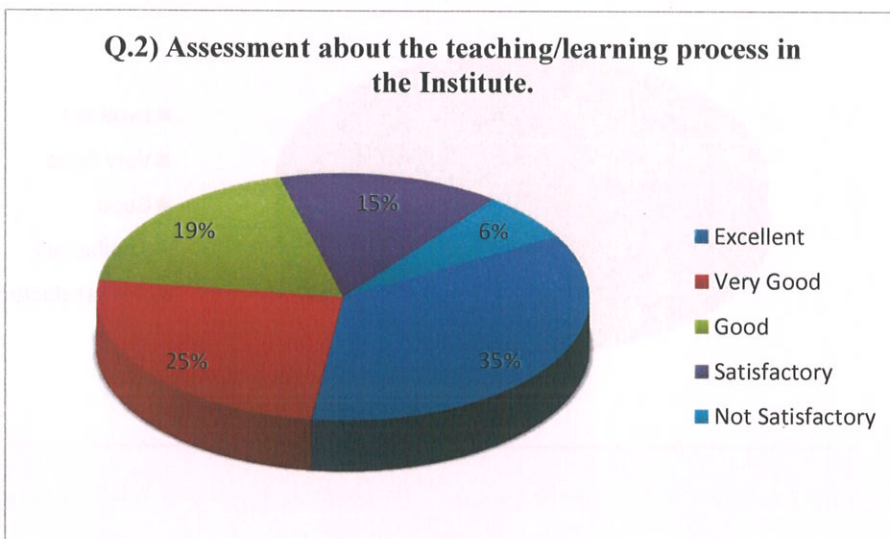
Q.1) Your opinion about the academic standard of the Institute.

	Grade	No. of Parents	Percentage
Q.1)	Excellent	18	37.50%
	Very Good	14	29.17%
	Good	8	16.67%
	Satisfactory	5	10.42%
	Not Satisfactory	3	6.25%



Q.2) Assessment about the teaching/learning process in the Institute.

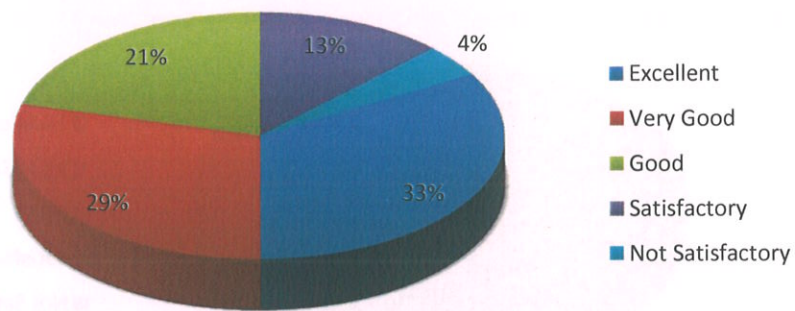
	Grade	No. of Parents	Percentage
Q.2)	Excellent	17	35.42%
	Very Good	12	25.00%
	Good	9	18.75%
	Satisfactory	7	14.58%
	Not Satisfactory	3	6.25%



Q.3) College have a satisfactory system of monitoring student's progress.

	Grade	No. of Parents	Percentage
Q.3)	Excellent	16	33.33%
	Very Good	14	29.17%
	Good	10	20.83%
	Satisfactory	6	12.50%
	Not Satisfactory	2	4.17%

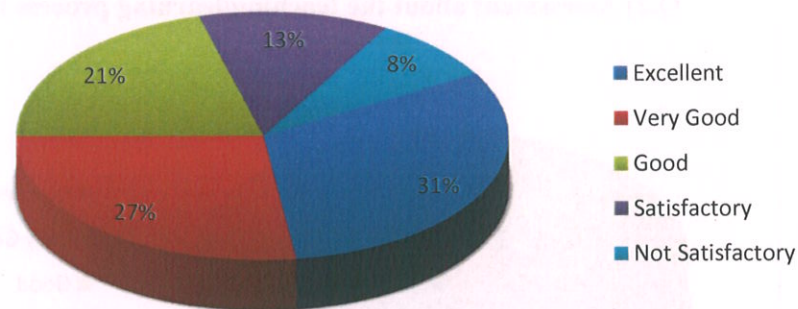
Q.3) College have a satisfactory system of monitoring student's progress



Q.4) The impact of teacher in motivating your ward.

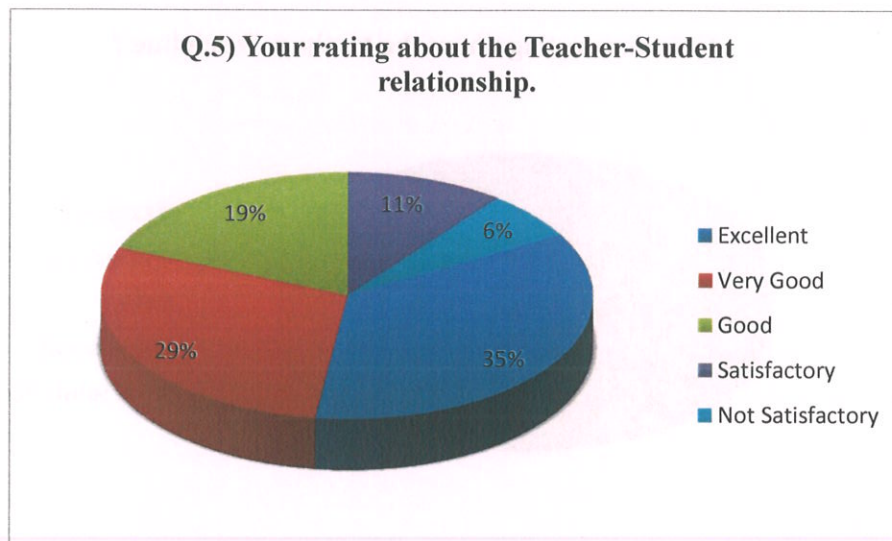
	Grade	No. of Parents	Percentage
Q.4)	Excellent	15	31.25%
	Very Good	13	27.08%
	Good	10	20.83%
	Satisfactory	6	12.50%
	Not Satisfactory	4	8.33%

Q.4) The impact of teacher in motivating your ward.



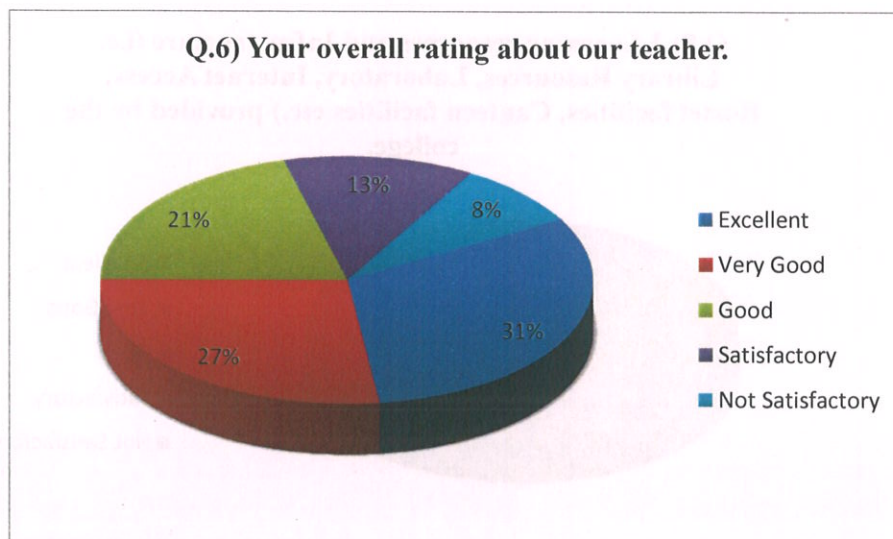
Q.5) Your rating about the Teacher-Student relationship.

	Grade	No. of Parents	Percentage
Q.5)	Excellent	17	35.42%
	Very Good	14	29.17%
	Good	9	18.75%
	Satisfactory	5	10.42%
	Not Satisfactory	3	6.25%



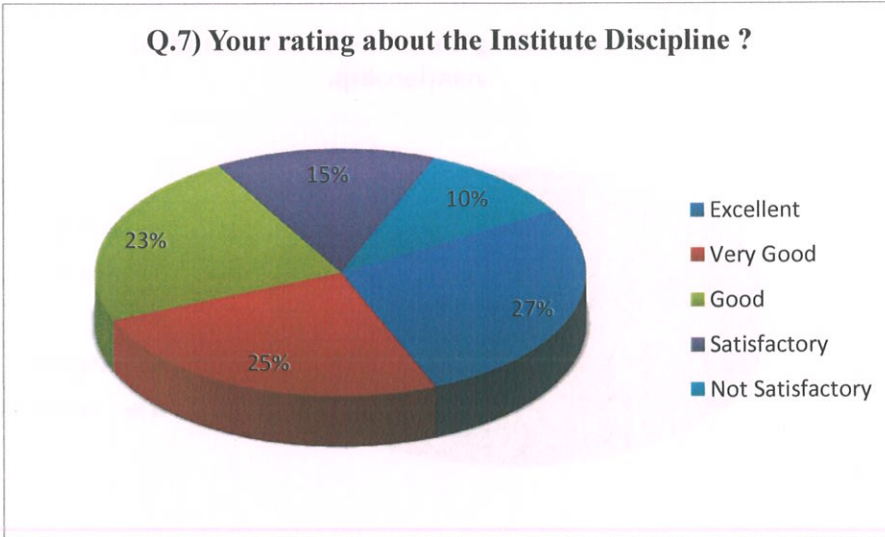
Q.6) Your overall rating about our teacher.

	Grade	No. of Parents	Percentage
Q.6)	Excellent	15	31.25%
	Very Good	13	27.08%
	Good	10	20.83%
	Satisfactory	6	12.50%
	Not Satisfactory	4	8.33%



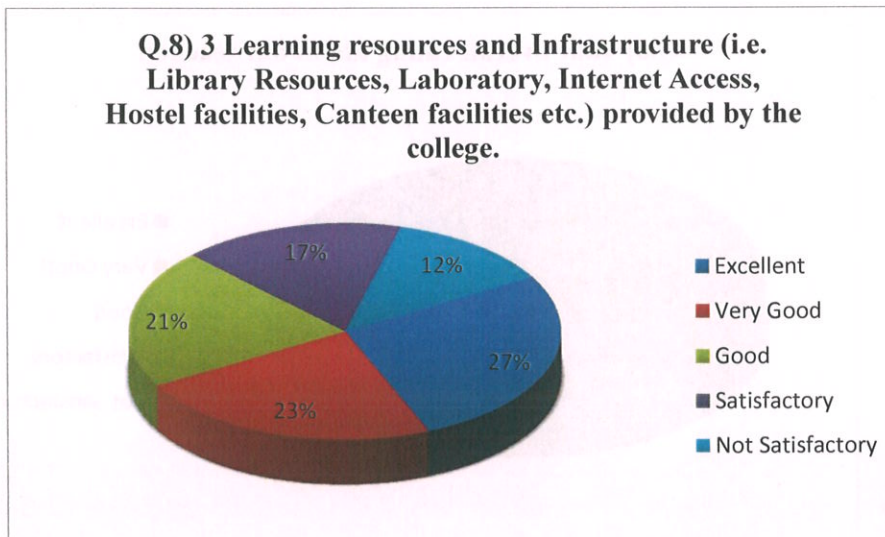
Q.7) Your rating about the Institute Discipline?

	Grade	No. of Parents	Percentage
Q.7)	Excellent	13	27.08%
	Very Good	12	25.00%
	Good	11	22.92%
	Satisfactory	7	14.58%
	Not Satisfactory	5	10.42%



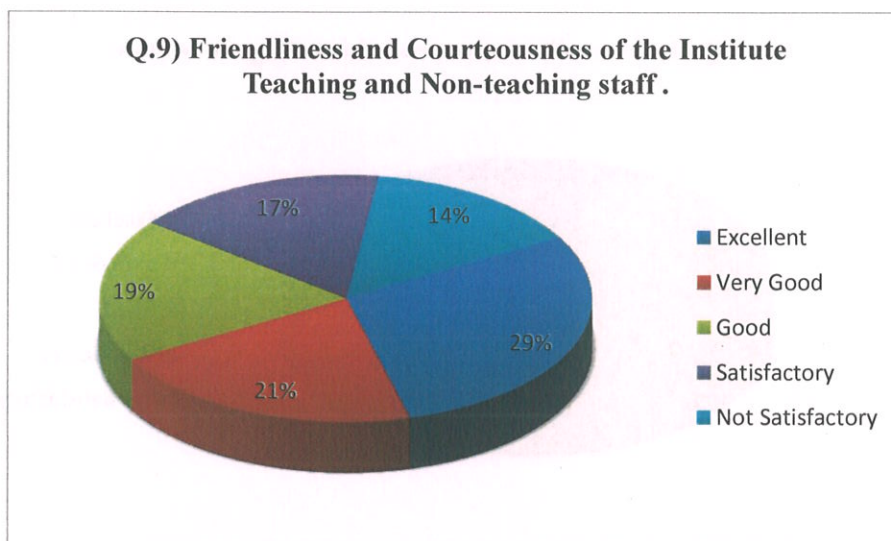
Q.8) 3 Learning resources and Infrastructure (i.e. Library Resources, Laboratory, Internet Access, Hostel facilities, Canteen facilities etc.) provided by the college.

	Grade	No. of Parents	Percentage
Q.8)	Excellent	13	27.08%
	Very Good	11	22.92%
	Good	10	20.83%
	Satisfactory	8	16.67%
	Not Satisfactory	6	12.50%



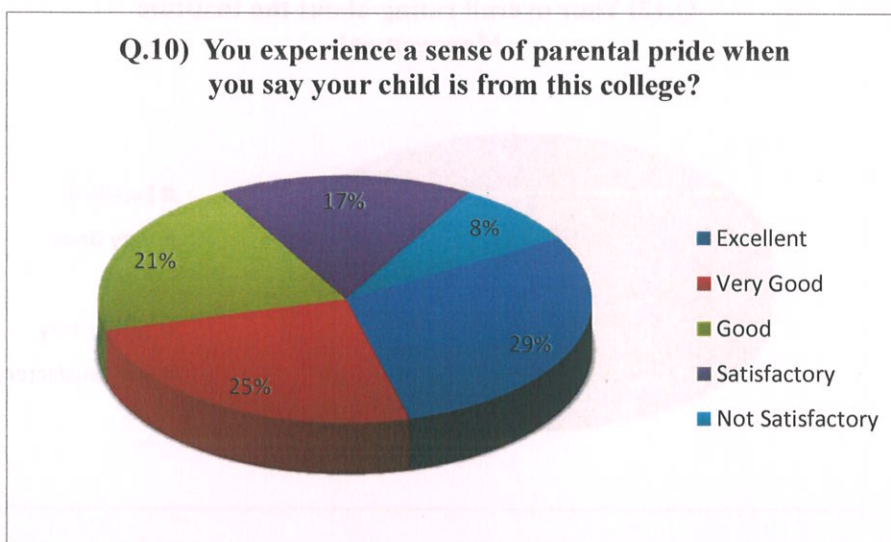
Q.9) Friendliness and Courteousness of the Institute Teaching and Non-teaching staff.

	Grade	No. of Parents	Percentage
Q.9)	Excellent	14	29.17%
	Very Good	10	20.83%
	Good	9	18.75%
	Satisfactory	8	16.67%
	Not Satisfactory	7	14.58%



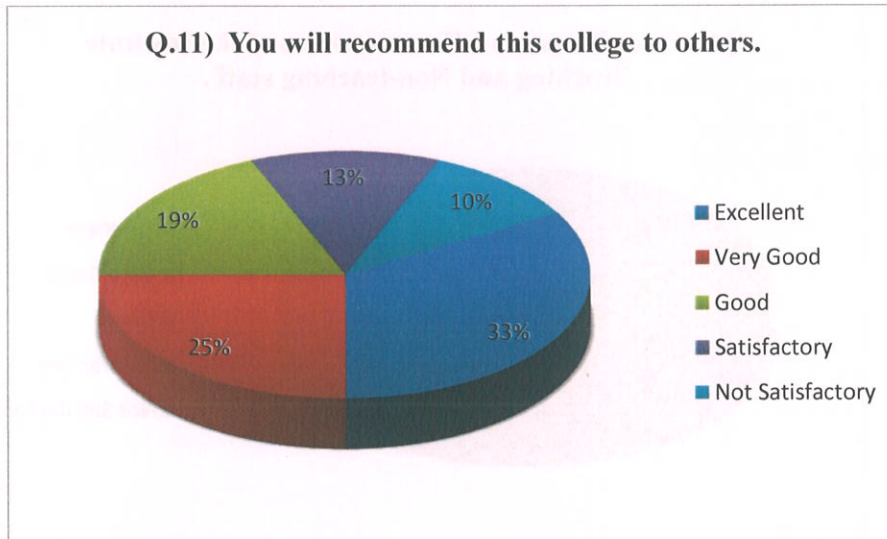
Q.10) You experience a sense of parental pride when you say your child is from this college?

	Grade	No. of Parents	Percentage
Q.10)	Excellent	14	29.17%
	Very Good	12	25.00%
	Good	10	20.83%
	Satisfactory	8	16.67%
	Not Satisfactory	4	8.33%



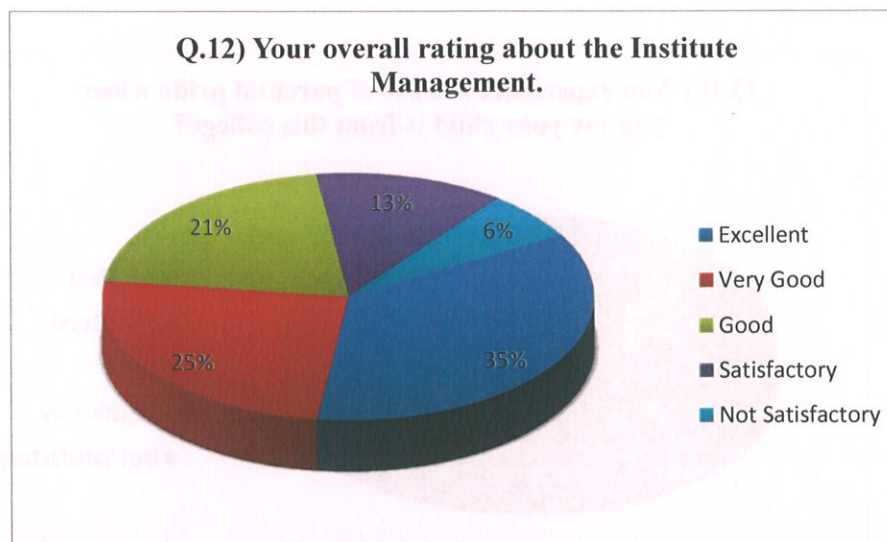
Q.11) You will recommend this college to others.

	Grade	No. of Parents	Percentage
Q.11)	Excellent	16	33.33%
	Very Good	12	25.00%
	Good	9	18.75%
	Satisfactory	6	12.50%
	Not Satisfactory	5	10.42%



Q.12) Your overall rating about the Institute Management.

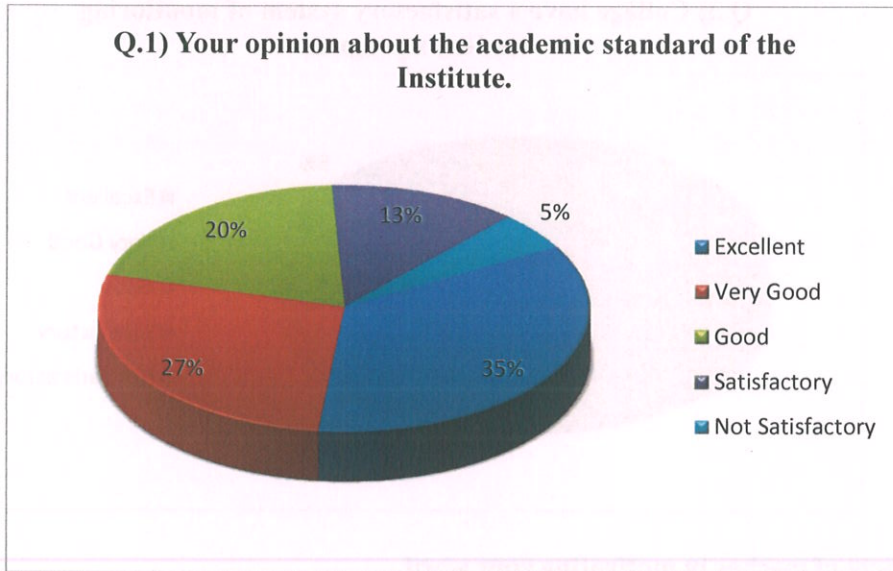
	Grade	No. of Parents	Percentage
Q.12)	Excellent	17	35.42%
	Very Good	12	25.00%
	Good	10	20.83%
	Satisfactory	6	12.50%
	Not Satisfactory	3	6.25%



NAME OF THE DEPARTMENT: STATISTICS

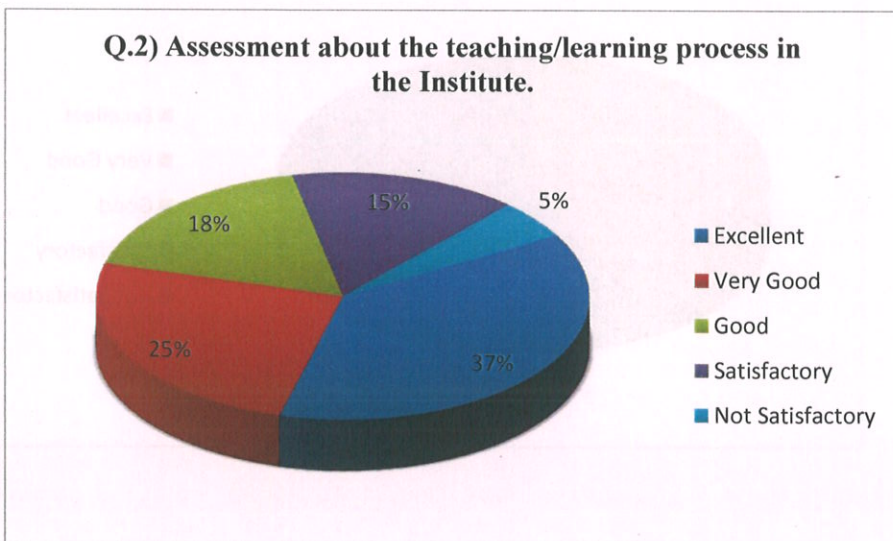
Q.1) Your opinion about the academic standard of the Institute.

	Grade	No. of Parents	Percentage
Q.1)	Excellent	14	35.00%
	Very Good	11	27.50%
	Good	8	20.00%
	Satisfactory	5	12.50%
	Not Satisfactory	2	5.00%



Q.2) Assessment about the teaching/learning process in the Institute.

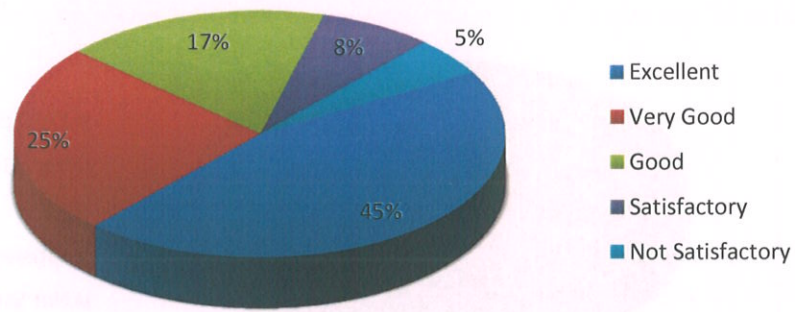
	Grade	No. of Parents	Percentage
Q.2)	Excellent	15	37.50%
	Very Good	10	25.00%
	Good	7	17.50%
	Satisfactory	6	15.00%
	Not Satisfactory	2	5.00%



Q.3) College have a satisfactory system of monitoring student's progress.

	Grade	No. of Parents	Percentage
Q.3)	Excellent	18	45.00%
	Very Good	10	25.00%
	Good	7	17.50%
	Satisfactory	3	7.50%
	Not Satisfactory	2	5.00%

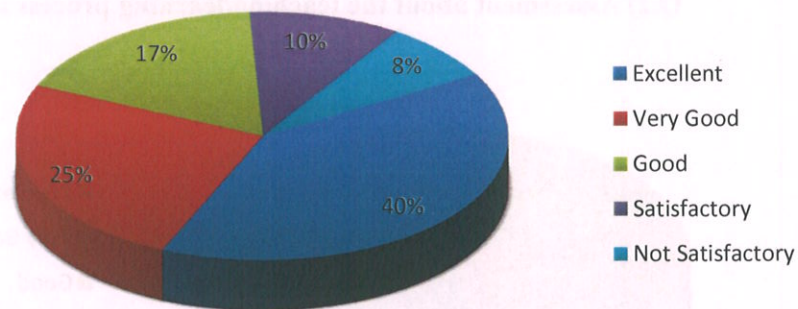
Q.3) College have a satisfactory system of monitoring student's progress



Q.4) The impact of teacher in motivating your ward.

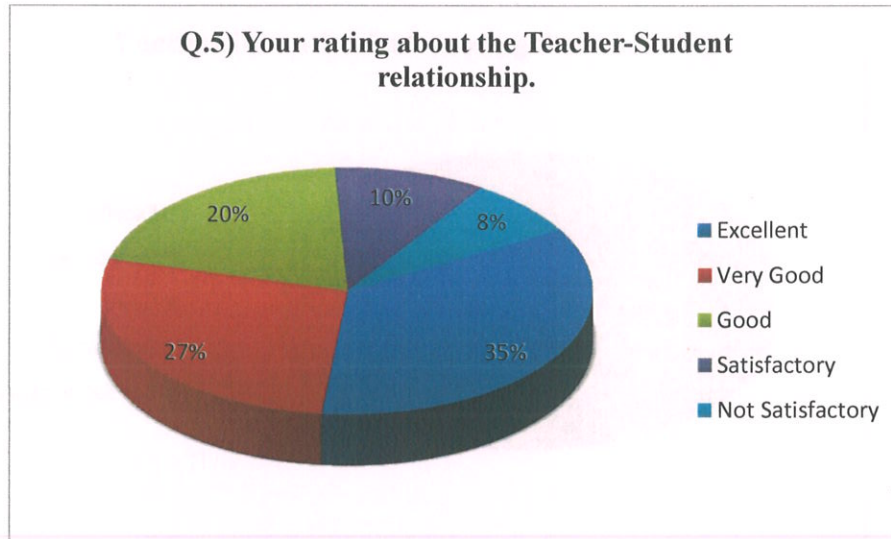
	Grade	No. of Parents	Percentage
Q.4)	Excellent	16	40.00%
	Very Good	10	25.00%
	Good	7	17.50%
	Satisfactory	4	10.00%
	Not Satisfactory	3	7.50%

Q.4) The impact of teacher in motivating your ward.



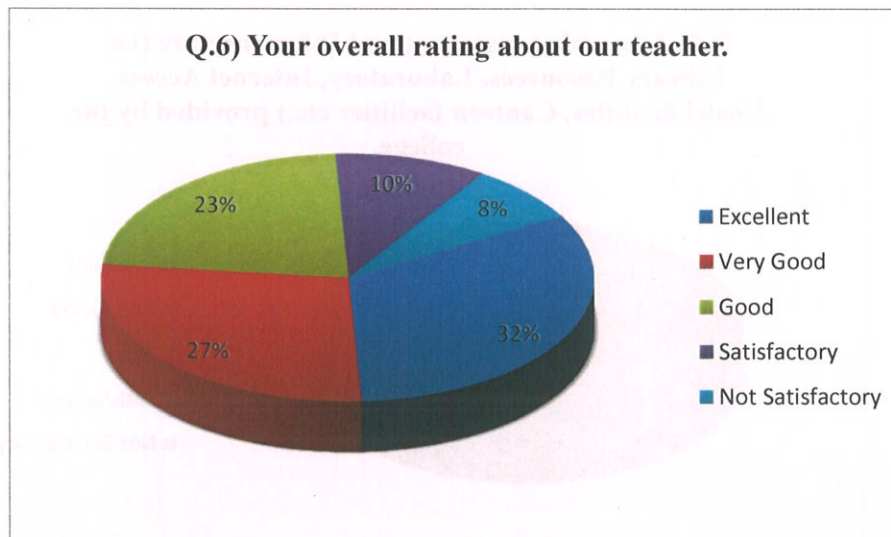
Q.5) Your rating about the Teacher-Student relationship.

	Grade	No. of Parents	Percentage
Q.5)	Excellent	14	35.00%
	Very Good	11	27.50%
	Good	8	20.00%
	Satisfactory	4	10.00%
	Not Satisfactory	3	7.50%



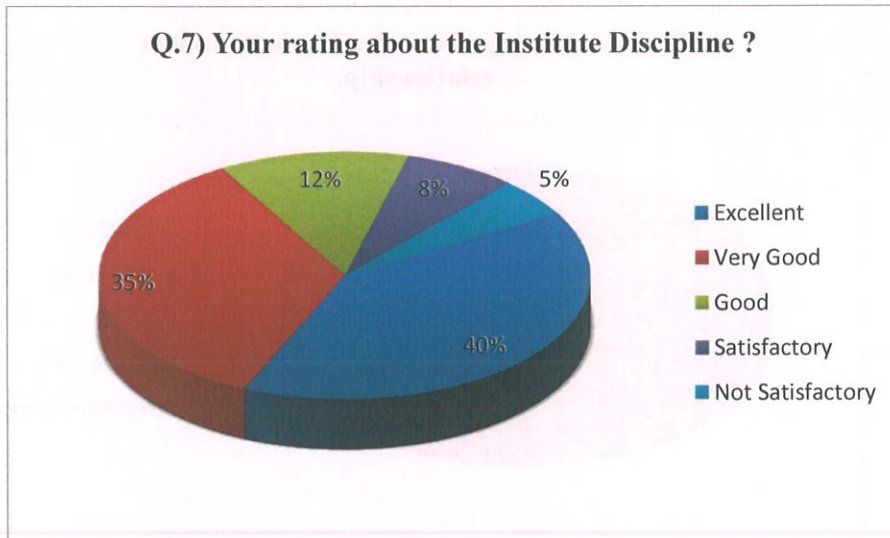
Q.6) Your overall rating about our teacher.

	Grade	No. of Parents	Percentage
Q.6)	Excellent	13	32.50%
	Very Good	11	27.50%
	Good	9	22.50%
	Satisfactory	4	10.00%
	Not Satisfactory	3	7.50%



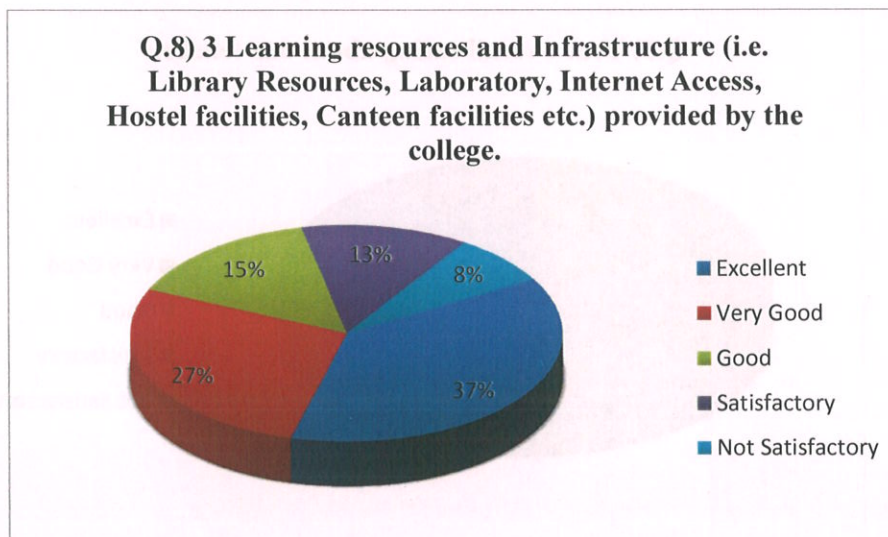
Q.7) Your rating about the Institute Discipline?

	Grade	No. of Parents	Percentage
Q.7)	Excellent	16	40.00%
	Very Good	14	35.00%
	Good	5	12.50%
	Satisfactory	3	7.50%
	Not Satisfactory	2	5.00%



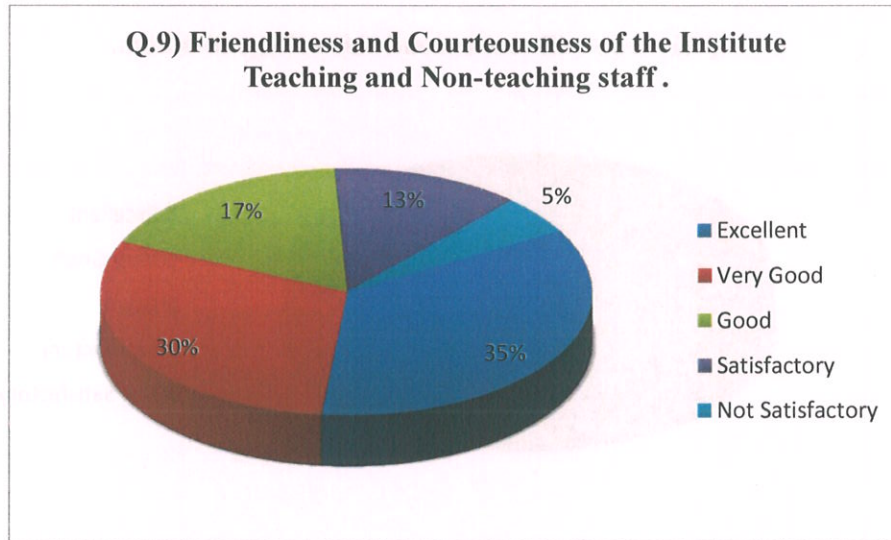
Q.8) 3 Learning resources and Infrastructure (i.e. Library Resources, Laboratory, Internet Access, Hostel facilities, Canteen facilities etc.) provided by the college.

	Grade	No. of Parents	Percentage
Q.8)	Excellent	15	37.50%
	Very Good	11	27.50%
	Good	6	15.00%
	Satisfactory	5	12.50%
	Not Satisfactory	3	7.50%



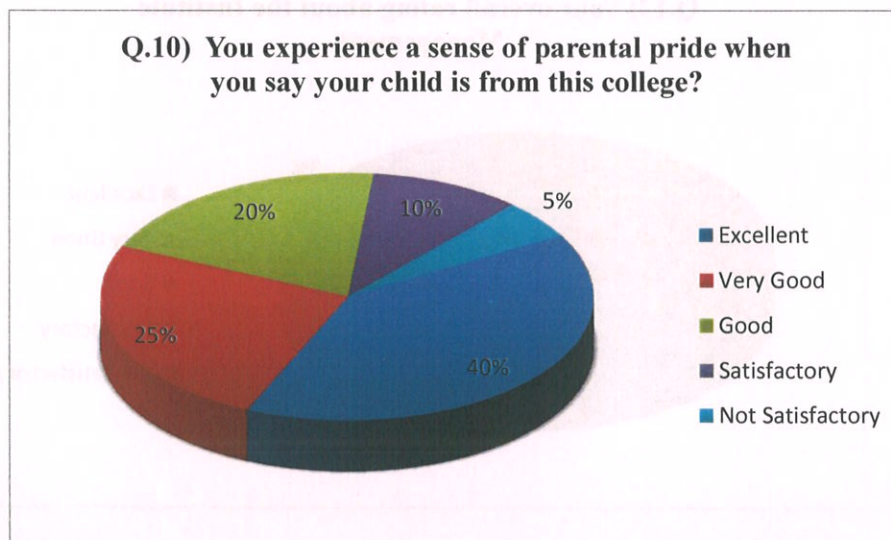
Q.9) Friendliness and Courteousness of the Institute Teaching and Non-teaching staff.

	Grade	No. of Parents	Percentage
Q.9)	Excellent	14	35.00%
	Very Good	12	30.00%
	Good	7	17.50%
	Satisfactory	5	12.50%
	Not Satisfactory	2	5.00%



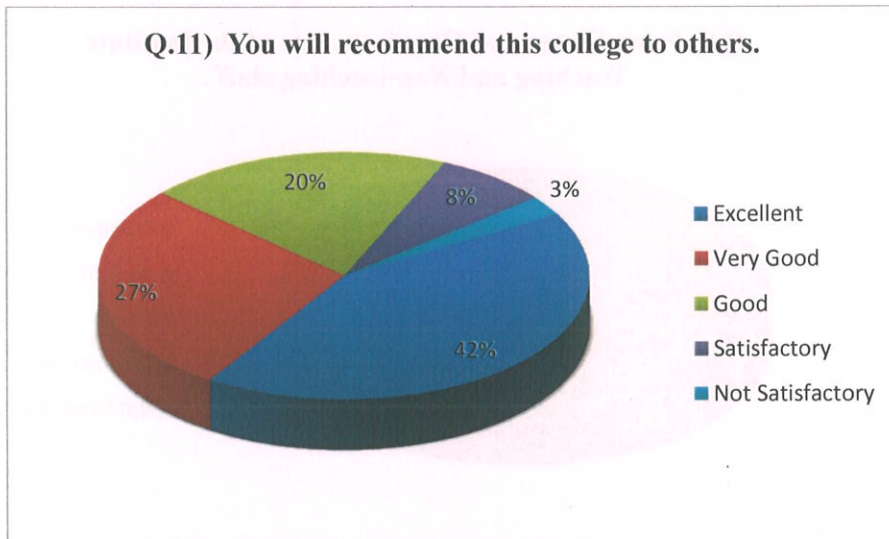
Q.10) You experience a sense of parental pride when you say your child is from this college?

	Grade	No. of Parents	Percentage
Q.10)	Excellent	16	40.00%
	Very Good	10	25.00%
	Good	8	20.00%
	Satisfactory	4	10.00%
	Not Satisfactory	2	5.00%



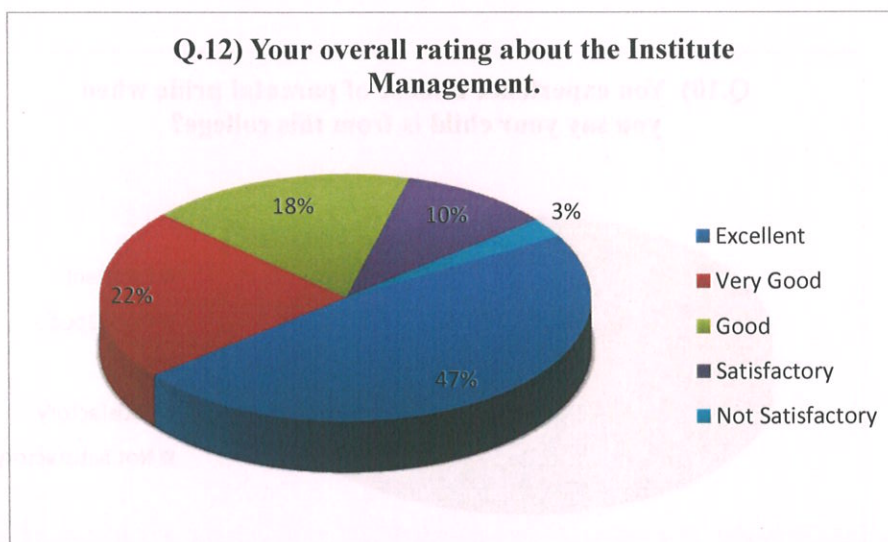
Q.11) You will recommend this college to others.

	Grade	No. of Parents	Percentage
Q.11)	Excellent	17	42.50%
	Very Good	11	27.50%
	Good	8	20.00%
	Satisfactory	3	7.50%
	Not Satisfactory	1	2.50%



Q.12) Your overall rating about the Institute Management.

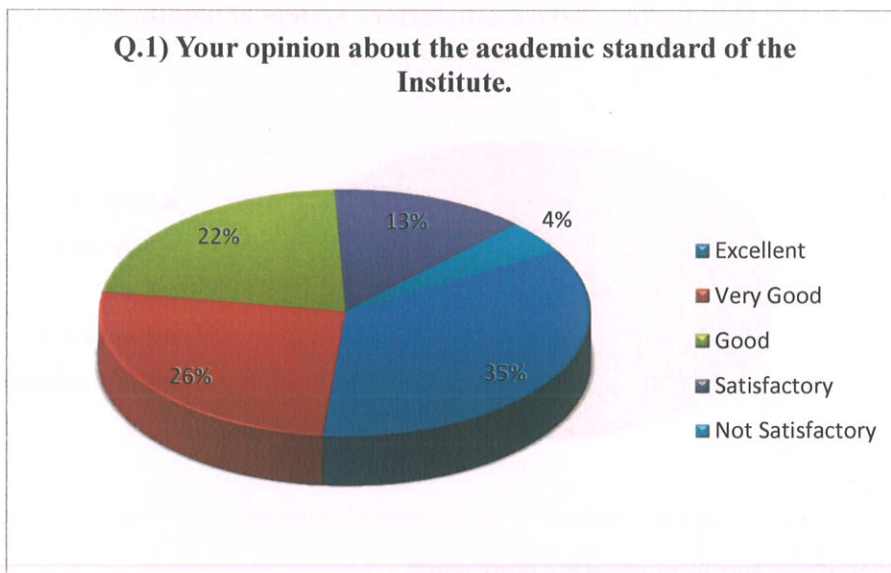
	Grade	No. of Parents	Percentage
Q.12)	Excellent	19	47.50%
	Very Good	9	22.50%
	Good	7	17.50%
	Satisfactory	4	10.00%
	Not Satisfactory	1	2.50%



NAME OF THE DEPARTMENT: ZOOLOGY

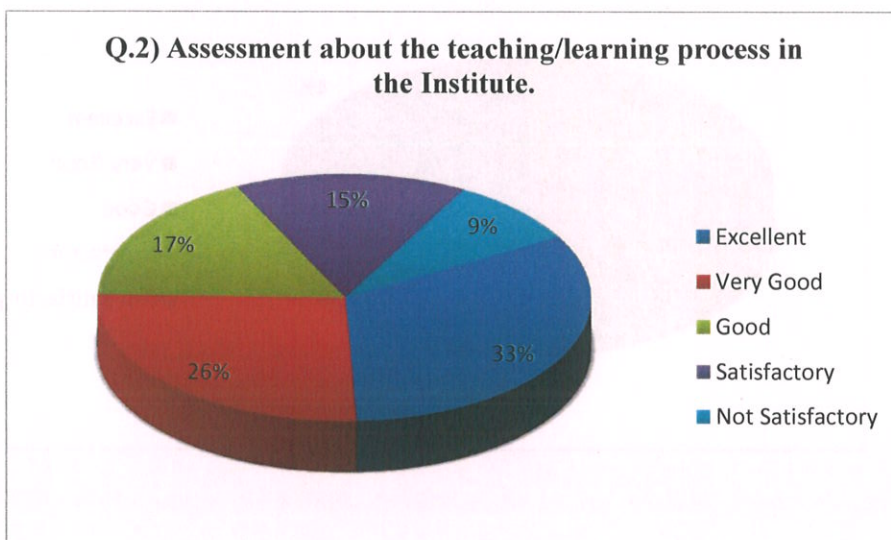
Q.1) Your opinion about the academic standard of the Institute.

	Grade	No. of Parents	Percentage
Q.1)	Excellent	16	34.78%
	Very Good	12	26.09%
	Good	10	21.74%
	Satisfactory	6	13.04%
	Not Satisfactory	2	4.35%



Q.2) Assessment about the teaching/learning process in the Institute.

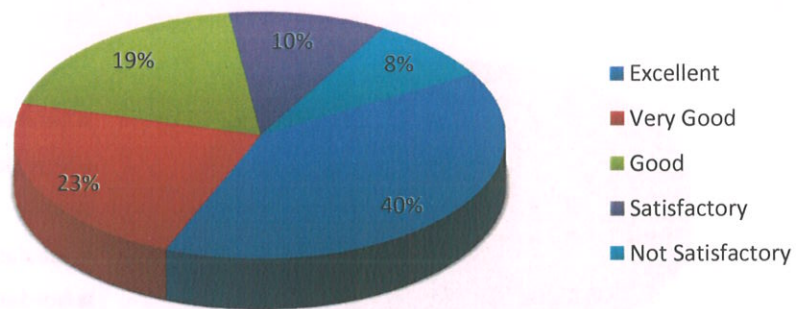
	Grade	No. of Parents	Percentage
Q.2)	Excellent	15	32.61%
	Very Good	12	26.09%
	Good	8	17.39%
	Satisfactory	7	15.22%
	Not Satisfactory	4	8.70%



Q.3) College have a satisfactory system of monitoring student's progress.

	Grade	No. of Parents	Percentage
Q.3)	Excellent	19	41.30%
	Very Good	11	23.91%
	Good	9	19.57%
	Satisfactory	5	10.87%
	Not Satisfactory	4	8.70%

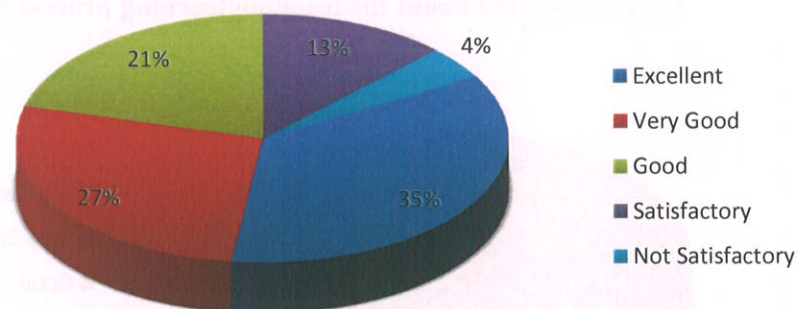
Q.3) College have a satisfactory system of monitoring student's progress



Q.4) The impact of teacher in motivating your ward.

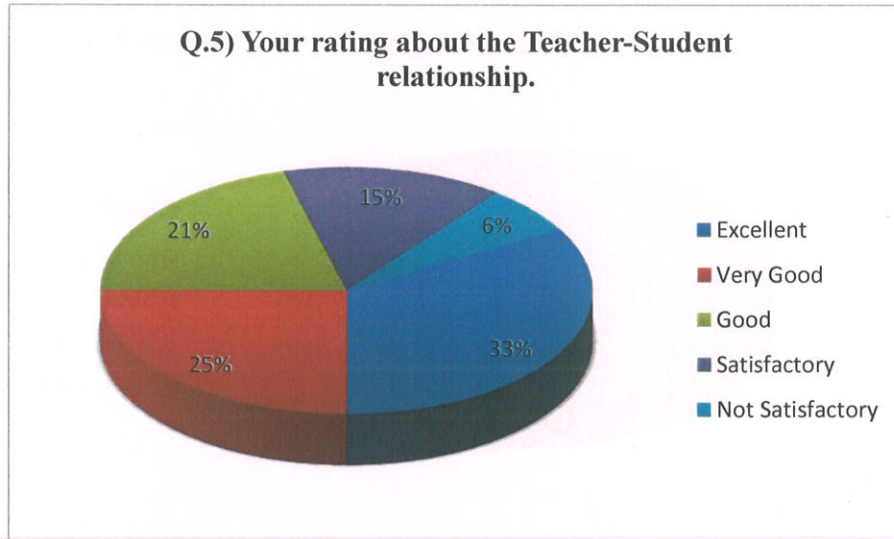
	Grade	No. of Parents	Percentage
Q.4)	Excellent	17	36.96%
	Very Good	13	28.26%
	Good	10	21.74%
	Satisfactory	6	13.04%
	Not Satisfactory	2	4.35%

Q.4) The impact of teacher in motivating your ward.



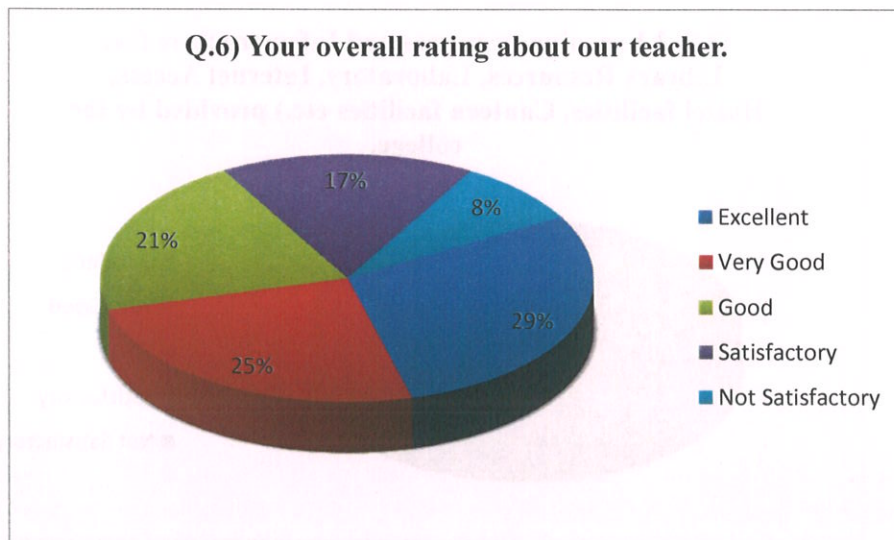
Q.5) Your rating about the Teacher-Student relationship.

	Grade	No. of Parents	Percentage
Q.5)	Excellent	16	34.78%
	Very Good	12	26.09%
	Good	10	21.74%
	Satisfactory	7	15.22%
	Not Satisfactory	3	6.52%



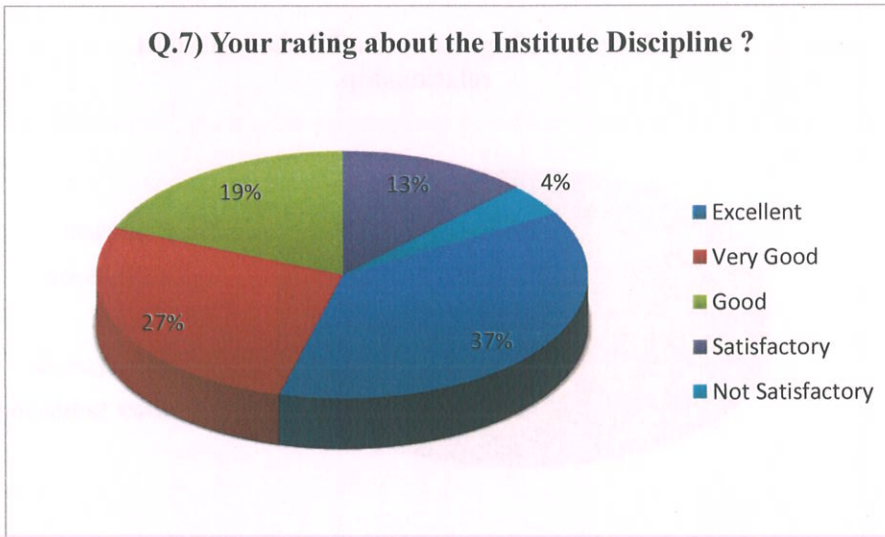
Q.6) Your overall rating about our teacher.

	Grade	No. of Parents	Percentage
Q.6)	Excellent	14	30.43%
	Very Good	12	26.09%
	Good	10	21.74%
	Satisfactory	8	17.39%
	Not Satisfactory	4	8.70%



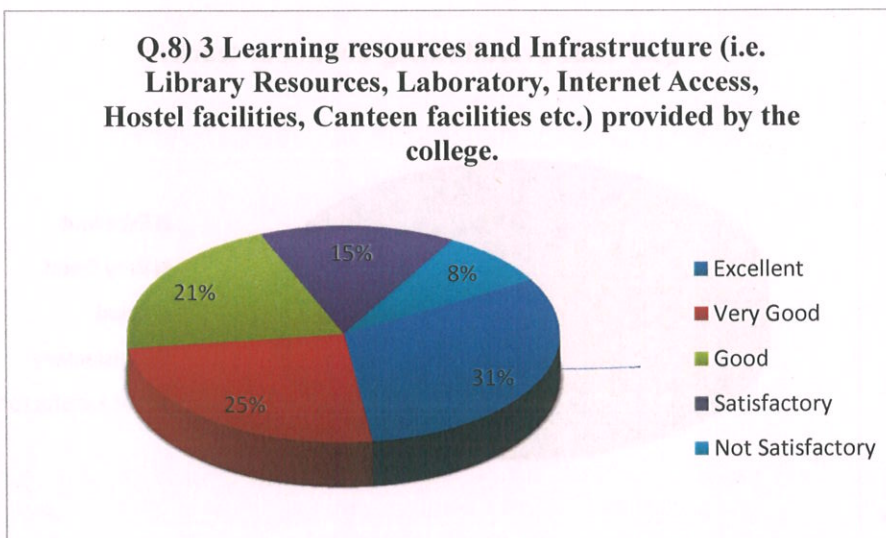
Q.7) Your rating about the Institute Discipline?

	Grade	No. of Parents	Percentage
Q.7)	Excellent	18	39.13%
	Very Good	13	28.26%
	Good	9	19.57%
	Satisfactory	6	13.04%
	Not Satisfactory	2	4.35%



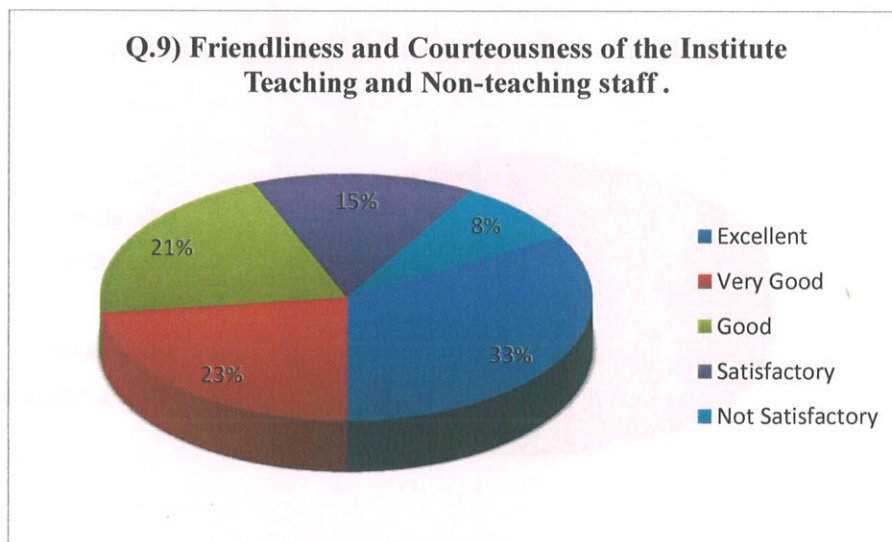
Q.8) 3 Learning resources and Infrastructure (i.e. Library Resources, Laboratory, Internet Access, Hostel facilities, Canteen facilities etc.) provided by the college.

	Grade	No. of Parents	Percentage
Q.8)	Excellent	15	32.61%
	Very Good	12	26.09%
	Good	10	21.74%
	Satisfactory	7	15.22%
	Not Satisfactory	4	8.70%



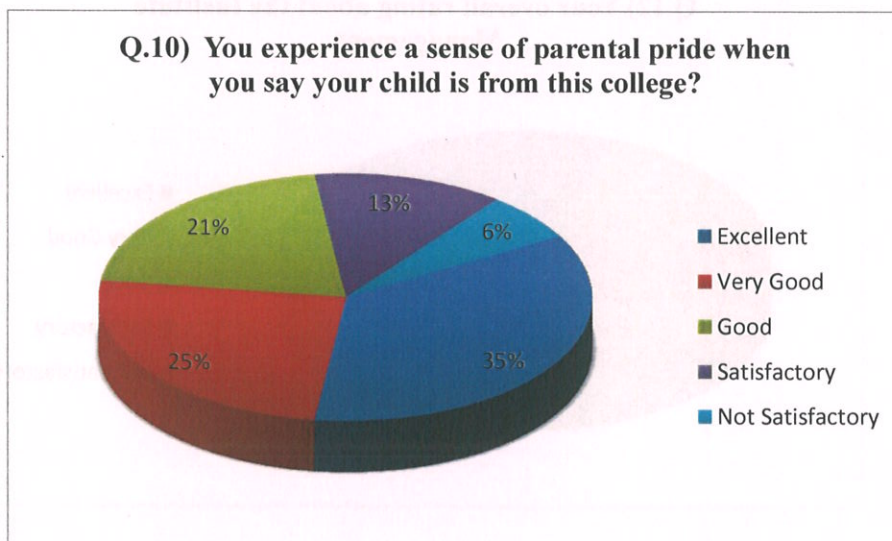
Q.9) Friendliness and Courteousness of the Institute Teaching and Non-teaching staff.

	Grade	No. of Parents	Percentage
Q.9)	Excellent	16	34.78%
	Very Good	11	23.91%
	Good	10	21.74%
	Satisfactory	7	15.22%
	Not Satisfactory	4	8.70%



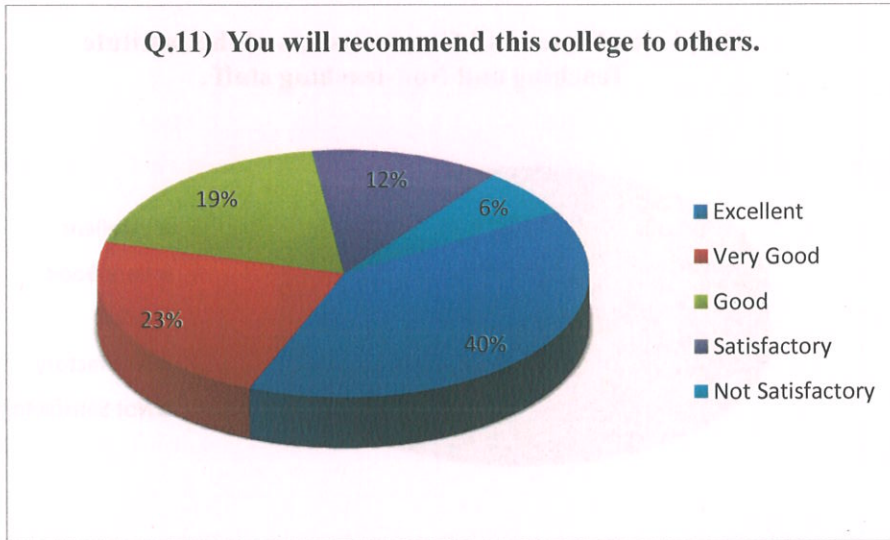
Q.10) You experience a sense of parental pride when you say your child is from this college?

	Grade	No. of Parents	Percentage
Q.10)	Excellent	17	36.96%
	Very Good	12	26.09%
	Good	10	21.74%
	Satisfactory	6	13.04%
	Not Satisfactory	3	6.52%



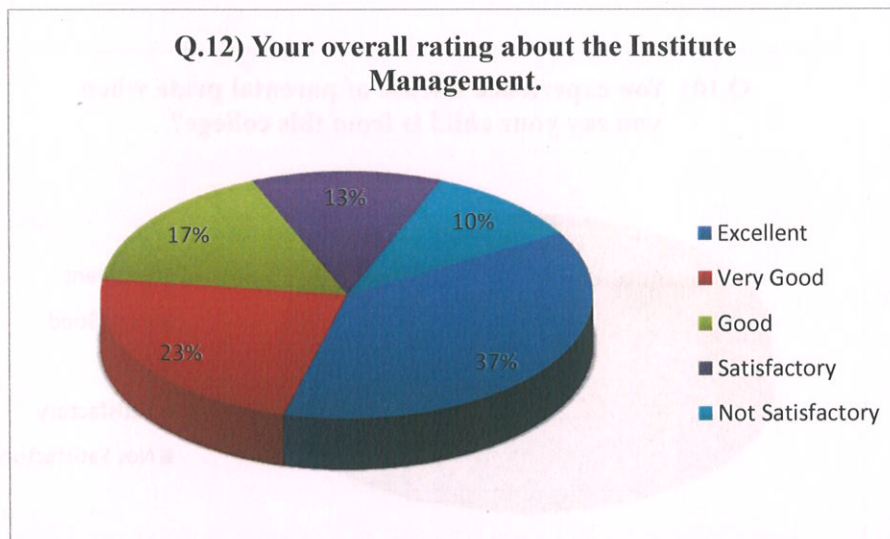
Q.11) You will recommend this college to others.

	Grade	No. of Parents	Percentage
Q.11)	Excellent	19	41.30%
	Very Good	11	23.91%
	Good	9	19.57%
	Satisfactory	6	13.04%
	Not Satisfactory	3	6.52%



Q.12) Your overall rating about the Institute Management.

	Grade	No. of Parents	Percentage
Q.12)	Excellent	18	39.13%
	Very Good	11	23.91%
	Good	8	17.39%
	Satisfactory	6	13.04%
	Not Satisfactory	5	10.87%



Analysis and outcomes:

1. Parents are satisfied with the good infrastructure of the college and have found it to be safe and secure for their children.
2. Parents also found that the children have a good learning experience in the college as a result of the good knowledgeable faculties teaching their children.
3. Parents are satisfied with the counsellors and the mentors provided by the college.

Recommendations and suggestions:

1. It was suggested that there should be more improvement made in the facility provided by the sports department.
2. Parents also felt that much more can be done to enhance and advance the softskills of the students.



IQAC
Govt. (Auto) College, Rourkela



Principal
Govt. (Auto) College, Rourkela

